



2017-2018 IUPUI JAGUARS BASKETBALL

IUPUI

SCHEDULE/RESULTS (9-17, 6-9 HORIZON)

Date	Opponent	Result/Time
Nov. 3	# Carroll Univ.	W, 65-56
Nov. 11	at Bradley	L, 53-68
Nov. 13	Anderson	W, 75-43
Nov. 17	at Eastern Illinois	L, 79-80
Nov. 21	Morehead State	W, 67-61
Nov. 28	at Western Illinois	L, 77-90
Dec. 2	at Ball State	L, 64-83
Dec. 6	SIUE	L, 81-82
Dec. 10	at No. 21/21 Purdue	L, 61-86
Dec. 16	at Washington State	L, 59-72
Dec. 18	at No. 12/12 Gonzaga	L, 71-101
Dec. 22	IU Kokomo	W, 87-76
Dec. 28	*at Northern Kentucky	L, 59-77
Dec. 30	*at Wright State	L, 52-60
Jan. 2	*at Green Bay	W, 67-63
Jan. 4	*UIC	L, 65-70
Jan. 10	*Milwaukee	W, 72-71
Jan. 12	*Green Bay	W, 67-61
Jan. 16	*Detroit Mercy	W, 81-66
Jan. 18	*at Cleveland State	L, 67-70
Jan. 20	*at Youngstown State	L, 62-85
Jan. 27	*at UIC	L, 62-71
Feb. 2	*at Detroit Mercy	L, 60-74
Feb. 4	*at Oakland	L, 74-82
Feb. 8	*Cleveland State	W, 78-73
Feb. 10	*Youngstown State	L, 80-84
Feb. 16	*at Milwaukee	W, 76-71 (ot)
Feb. 19	*Oakland	7:00 pm
Feb. 23	*Wright State	11:00 am
Feb. 25	*Northern Kentucky	1:00 pm
Mar. 2	HL Tourney (1st rd)	tba
Mar. 3	HL Tourney (2nd rd)	tba
Mar. 4	HL Tourney (3rd rd)	tba
Mar. 5	HL Semifinals	tba
Mar. 6	HL Championship	tba

denotes exhibition
* denotes Horizon League games
& denotes Horizon League Tournament games

MEDIA COVERAGE

TV: ESPN3
Video Stream: ESPN3
Audio: none
Live Stats: IUPUIJags.com
Twitter: @IUPUIJaguars / @IUPUIMensBball

MBB CONTACT

Ed Holdaway - IUPUI Assistant AD
Email: eholdawa@iupui.edu
Twitter: @EdHoldaway
Cell: 317-908-2645

'03 NCAA TOURNAMENT, 2010 CBI

IUPUI (9-17, 6-9 HL) vs. OAKLAND (17-11, 9-6 HL)

Monday, February 19, 2018 • 7:00 p.m. • Indianapolis • Indiana Farmers Coliseum (6,800)



STAT BREAKDOWN

IUPUI (9-17, 6-9)	OU (17-11, 9-6)
69.1	PPG 80.2
73.8	Opp. PPG 77.8
42.9%	FG% 45.9%
48.0%	Opp. FG% 45.1%
33.8 (+0.0)	RPG (Margin) 36.4 (+0.0)
34.9%	3FG% 36.1%
64.5%	FT% 77.4%
14.5 (+0.5)	TO/G (Margin) 13.4 (-1.1)
315	RPI 143

SERIES BREAKDOWN

Overall:	16-26
Gardner vs. OU:	0-1
in Rochester:	3-17
in Indianapolis:	10-8
neutral:	3-1
Last Meeting:	Feb. 4, 2018
Outcome:	Oakland 82-74 (at OU)
Streak:	OU has won 3
Quick Note:	IUPUI's first-ever win over Oakland on Dec. 21, 1977 came here at the Fairgrounds Coliseum

THE JAGUARS



PROBABLE STARTERS (based on last game)

No.	Name	Yr.	Pos.	Ht.	Hometown	PPG	RPG	APG	FG%	3FG%	FT%
10	Nick Rogers	So.	G	6-1	Indianapolis, Ind.	5.1	1.7	3.3	.312	.279	.731
22	D.J. McCall	Jr.	G	6-6	Fort Wayne, Ind.	6.4	4.4	1.9	.426	.286	.617
25	Ron Patterson	Sr.	G	6-2	Indianapolis, Ind.	10.8	3.0	1.8	.419	.373	.676
24	Evan Hall	Jr.	F	6-7	Hindman, Ky.	7.8	6.0	0.6	.445	---	.275
45	Aaron Brennan	Sr.	F	6-6	Noblesville, Ind.	12.6	4.3	1.7	.465	.333	.776

OFF THE BENCH

0	Jaylen Minnett	Fr.	G	6-1	Terre Haute, Ind.	7.3	1.3	1.2	.400	.407	.808
1	T.J. Henderson	Jr.	G	6-0	Indianapolis, Ind.	10.8	2.5	2.0	.429	.333	.807
12	Chad Hudson	So.	G	5-11	Jeffersonville, Ind.	1.3	0.1	0.3	.333	.000	.714
31	Maurice Kirby	Gr.	F	6-9	Chandler, Ariz.	4.6	4.0	0.5	.485	---	.611
32	Elyjah Goss	R-Fr.	F	6-7	Bolingbrook, Ill.	3.8	3.5	0.3	.447	.273	.750
40	Evan Borgman	R-Fr.	F	6-9	Batesville, Ind.	1.0	0.6	0.0	.400	.000	.667

QUICK HITTERS

- IUPUI will close the regular season with a three-game homestand, beginning with tonight's game with Oakland. The Jaguars are coming off just their second road win of the year, having won in overtime at Milwaukee on Friday night, 76-71.
- IUPUI completed a clean sweep of the Wisconsin portion of the Horizon League schedule on Friday with a season sweep of Milwaukee. The Jags also swept Green Bay in their inaugural Horizon League campaign.
- The Jaguars are ranked 58th in the country in turnovers forced (15 to/gm) and 81st nationally in steals (7.1 spg). Junior **D.J. McCall** is second in the Horizon League and 95th nationally with 1.68 steals/game.
- In league play, senior **Aaron Brennan** (13.2 ppg) leads a balanced attack and is joined in double-digits by **T.J. Henderson** (10.5) and **Ron Patterson** (10.3). Seven players average at least six points per game as **Evan Hall** (7.7), **Jaylen Minnett** (7.3), **D.J. McCall** (6.5) and **Nick Rogers** (6.1) make up the Jags' top seven. All seven of those individuals average between 20-29 minutes per game in Horizon League play.
- Aaron Brennan** is the lone IUPUI player to have started all 26 games this season. Gardner has used seven different combinations with nine different players having made at least one start. IUPUI used the group of Brennan, **Evan Hall**, **Nick Rogers**, **D.J. McCall** and **Ron Patterson** for 15 straight games before inserting redshirt freshman **Evan Borgman** for Patterson at Oakland on Feb. 4.
- IUPUI has opened the season 2-2 in all four years since Gardner took over and never gotten back to .500 at any point in the seasons. All four years, the Jags have begun at 2-2 and dropped the fifth and sixth games of the season.
- IUPUI made the move to the Horizon League in the offseason after spending 19 years at the Division I level as a member of The Summit League. The Jaguars were picked to finish tenth in the league according to the preseason polls and no member of the Jaguars' roster earned preseason plaudits.
- The Jaguars graduated their top three players from a season ago in seniors **Darell Combs** (16.8 ppg, 63 3's), **Matt O'Leary** (13.9 ppg, 6.1 rpg, 68 3's) and **Kellon Thomas** (9.5 ppg, 90 FT%). All three started all 32 games last season and Combs (Italy) and O'Leary (Spain) signed to play overseas this season.

2017-2018 ROSTER

NUMERIC ROSTER

##	Name	Pos.	Ht.	Wt.	Yr.	Hometown/High School (Previous)
0	Jaylen Minnett	G	6-1	180	Fr.	Terre Haute, Ind./Terre Haute South
1	T.J. Henderson	G	6-0	160	Jr.	Indianapolis, Ind./Scecina
4	Mike Sagay #	F	6-7	200	So.	Bloomfield, Conn./St. Thomas More (Boston College)
5	Camron Justice #	G	6-3	180	Jr.	Hindman, Ky./Knott County Central (Vanderbilt)
10	Nick Rogers	G	6-1	170	So.	Indianapolis, Ind./Traders Point Academy (Toledo)
12	Chad Hudson	G	5-11	175	So.	Jeffersonville, Ind./Jeffersonville / Don Bosco Prep
15	Ahmed Ismail #	C	7-1	260	Sr.	Cairo, Egypt/Nakhas Zagazig (Manhattan)
22	D.J. McCall	G	6-6	190	Jr.	Fort Wayne, Ind./Concordia Lutheran
24	Evan Hall	F	6-7	200	Jr.	Hindman, Ky./Knott County Central
25	Ron Patterson	G	6-2	200	Sr.	Indianapolis, Ind./Broad Ripple (Syracuse)
31	Maurice Kirby	F	6-9	240	Gr.	Chandler, Ariz./Basha (Loyola [Ill.])
32	Elyjah Goss	F	6-7	190	R-Fr.	Bolingbrook, Ill./Plainfield East
40	Evan Borgman	F	6-9	205	R-Fr.	Batesville, Ind./Jac-Cen-Del
45	Aaron Brennan	F	6-6	225	Sr.	Noblesville, Ind./Guerin Catholic
	Trevor Johnson #	G	6-2	170	Jr.	Flagstaff, Ariz./Flagstaff (Mesa [Ariz.] C.C.)

will sit out the 2017-18 season as a Division I transfer

COACHING STAFF

Head Coach:	Jason Gardner
Alma Mater:	Arizona, '11
Career Record:	(46-75; 4th season)
IUPUI Record:	(46-75; 4th season)
Conference Record:	(28-35; 4th season)
Associate Head Coach:	Matt Crenshaw
Alma Mater:	IUPUI, '04
Assistant Coach:	Roy Hairston
Alma Mater:	Purdue, '97
Assistant Coach:	Matt Bringman
Alma Mater:	Palm Beach Atlantic, '06
Senior Advisor:	Andy Fagan
Alma Mater:	Indiana, '01
Strength Coach:	Jason Quarles
Alma Mater:	IUPUI, '12

PRONUNCIATION GUIDE

Jaylen MINNETT	(min- NET)
ELYJAH Goss	(uh-lye- JUH)

RADIO / TV ROSTER



#0 - JAYLEN MINNETT
6-1 // Fr. // G
Terre Haute, Ind.



#1 - T.J. HENDERSON
6-0 // So. // G
Indianapolis, Ind.




#10 - NICK ROGERS
6-1 // So. // G
Indianapolis, Ind.



#12 - CHAD HUDSON
5-11 // So. // G
Jeffersonville, Ind.



#22 - D.J. McCALL
6-6 // Jr. // G
Fort Wayne, Ind.



#24 - EVAN HALL
6-7 // Jr. // F
Hindman, Ky.



#25 - RON PATTERSON
6-2 // Sr. // G
Indianapolis, Ind.



#31 - MAURICE KIRBY
6-9 // Gr. // F
Chandler, Ariz.



#32 - ELYJAH GOSS
6-7 // R-Fr. // F
Bolingbrook, Ill.



#40 - EVAN BORGMAN
6-9 // R-Fr. // F
Batesville, Ind.



#45 - AARON BRENNAN
6-6 // Sr. // F
Noblesville, Ind.



JASON GARDNER
Head Coach
4th season

CAREER DOUBLE-DIGIT PERFORMANCES/STARTS

Double-Digit Scoring Games

Name	Season	Career
Brennan	14	32
Goss	1	1
Hall	10	23
Henderson	16	29
Kirby	2	2
McCall	3	10
Minnett	7	7
Patterson	13	31
Rogers	2	2

20+ Point Scoring Games

Name	Season	Career
Brennan	3	3
Hall	1	2
Henderson	1	1
McCall	1	2

Double-Digit Reb. Games

Name	Season	Career
Brennan	1	2
Goss	1	1
Hall	5	8
McCall	0	3

Double-Doubles

Name	Season	Career
Brennan	1	2
Hall	2	4

Games Started

Name	Season	Career
Borgman	1	1
Brennan	26	68
Hall	25	59
Henderson	5	7
Kirby	1	1
McCall	23	60
Minnett	4	4
Patterson	24	34
Rogers	21	21

POLLS

ASSOCIATED PRESS				COACHES			
Week 15 (Feb. 12)				Week 15 (Feb. 12)			
Rank	Team (1st)	Rank	Team (1st)	Rank	Team (1st)	Rank	Team (1st)
1	Virginia (30)	1	Michigan State (17)	1	Michigan State (17)	1	Michigan State (17)
2	Michigan State (21)	2	Villanova (8)	2	Villanova (8)	2	Villanova (8)
3	Villanova (9)	3	Virginia (5)	3	Virginia (5)	3	Virginia (5)
4	Xavier (5)	4	Xavier (1)	4	Xavier (1)	4	Xavier (1)
5	Cincinnati	5	Cincinnati (1)	5	Cincinnati (1)	5	Cincinnati (1)
6	Purdue	6	Texas Tech	6	Texas Tech	6	Texas Tech
7	Texas Tech	7	Purdue	7	Purdue	7	Purdue
8	Ohio State	8	Gonzaga	8	Gonzaga	8	Gonzaga
9	Gonzaga	9	Ohio State	9	Ohio State	9	Ohio State
10	Auburn	10	Duke	10	Duke	10	Duke
11	Clemson	11	Auburn	11	Auburn	11	Auburn
12	Duke	12	Clemson	12	Clemson	12	Clemson
13	Kansas	13	Kansas	13	Kansas	13	Kansas
14	North Carolina	14	Rhode Island	14	Rhode Island	14	Rhode Island
15	Saint Mary's	15	Saint Mary's	15	Saint Mary's	15	Saint Mary's
16	Rhode Island	16	North Carolina	16	North Carolina	16	North Carolina
17	Arizona	17	Tennessee	17	Tennessee	17	Tennessee
18	Tennessee	18	Wichita State	18	Wichita State	18	Wichita State
19	Wichita State	19	Arizona	19	Arizona	19	Arizona
20	West Virginia	20	West Virginia	20	West Virginia	20	West Virginia
21	Texas A&M	21	Michigan	21	Michigan	21	Michigan
22	Michigan	22	Arizona State	22	Arizona State	22	Arizona State
23	Oklahoma	23	Oklahoma	23	Oklahoma	23	Oklahoma
24	Nevada	24	Nevada	24	Nevada	24	Nevada
25	Arizona State	25	Creighton	25	Creighton	25	Creighton

MID-MAJOR TOP 25

February 12						
Rk	Team (1st)	Record	Pts.	Prev.	Conf.	
1.	Gonzaga (30)	23-4	774	2	West Coast	
2.	New Mexico State	22-3	729	3	Western Athletic	
3.	Saint Mary's (1)	24-3	726	1	West Coast	
4.	ETSU	22-4	676	5	Southern	
5.	Louisiana	21-4	636	4	Sun Belt	
6.	South Dakota	22-6	567	6	Summit	
7.	South Dakota State	22-6	566	7	Summit	
8.	Loyola Chicago	21-5	550	8	Missouri Valley	
9.	Vermont	21-5	548	10	America East	
10.	Charleston	20-6	416	11	Colonial	
11.	UC Santa Barbara	19-5	413	12	Big West	
12.	Montana	20-5	409	14	Big Sky	
13.	BYU	20-7	399	15	West Coast	
14.	Buffalo	18-7	379	9	Mid-American	
15.	Murray State	20-5	369	17	Ohio Valley	
16.	Belmont	20-7	318	13	Ohio Valley	
17.	UNC Greensboro	19-6	245	18	Southern	
18.	Georgia State	19-7	200	16	Sun Belt	
19.	Northern Kentucky	19-7	191	21	Horizon	
20.	Stephen F. Austin	20-5	142	20	Southland	
21.	Toledo	18-7	126	NR	Mid-American	
22.	FGCU	20-8	109	25	Atlantic Sun	
23.	Bucknell	17-9	93	19	Patriot	
24.	UNC Asheville	18-9	79	NR	Big South	
25.	Penn	17-7	67	23	Ivy League	

HORIZON LEAGUE

HORIZON LEAGUE STANDINGS		
through Feb. 18		
Team	Overall (Pct.)	HL (Pct.)
Wright State	20-8 (.714)	12-3 (.800)
Northern Kentucky	19-8 (.704)	12-3 (.800)
UIC	16-12 (.571)	11-4 (.733)
Oakland	17-11 (.607)	9-6 (.600)
Milwaukee.....	14-15 (.483)	7-9 (.438)
IUPUI.....	9-17 (.346)	6-9 (.400)
Youngstown State.....	8-21 (.276)	6-10 (.375)
Green Bay	10-19 (.345)	5-11 (.313)
Cleveland State.....	8-21 (.276)	5-11 (.313)
Detroit Mercy	8-20 (.286)	4-11 (.267)

UPCOMING SCHEDULE

Date	Game	Time
2/19	Oakland at IUPUI	7pm
	Youngstown St. at Northern Ky.	7:30pm
	Cleveland St. at Wright St.	7:30pm
	Detroit Mercy at UIC	8pm
2/22	Green Bay at Oakland	7pm
	Milwaukee at Detroit Mercy	7pm
2/23	Wright St. at IUPUI	11am
	Northern Ky. at UIC	8pm
2/24	Green Bay at Detroit Mercy	2pm
	Milwaukee at Oakland	3pm
	Cleveland St. at Youngstown St.	7pm
2/25	Northern Ky. at IUPUI	1pm
	Wright St. at UIC	6pm

IUPUI IN HORIZON LEAGUE STATS

as of Feb. 18 [denotes NCAA ranking]

Category	HL [Nat Rk.]	Stat
Scoring	8th	69.1 ppg
Scoring Defense.....	5th	73.9 ppg
Scoring Margin.....	7th	-4.7 ppg
Free Throw %	10th	64.5%
Field Goal %	9th	42.9%
Field Goal % Def	9th	48.0%
3Pt Field Goal %	4th	34.9%
3Pt Field Goal % Def....	5th	36.0%
Rebounding Offense....	9th	33.8 rpg
Rebounding Defense....	t-3rd	33.8 rpg
Rebounding Margin	t-6th	+0.0 rpg
Blocked Shots	5th	3.4 bpg
Assists	t-7th	13.0 apg
Steals	t-4th [81st]	7.1 spg
Turnover Margin.....	5th	+0.5/game
Assist/TO Ratio	9th	0.90 a/to
Offensive Rebounds....	2nd [43rd]	12.2 rpg
Defensive Rebounds....	10th	21.6 rpg
3Pt Field Goals Made...	t-7th	7.2/game
Home Attendance.....	10th	888/game

Player	Horizon [Natl Rk.]	Stat
--------	--------------------	------

Aaron Brennan		
FG%	13th	46.5%
Scoring	t-17th	12.6 ppg

Evan Hall		
Off. Reb.	4th [87th]	2.6 rpg
Blocked Shots	t-10th	0.8 bpg
Rebounding	10th	6.0 rpg

T.J. Henderson		
FT%	13th	80.7%
Scoring	t-22nd	10.8 ppg

D.J. McCall		
Steals	2nd [95th]	1.7 spg
Off. Reb.	t-14th	1.8 rpg

Jaylen Minnett		
3FG%	4th	40.7%
3FG/Gm.	t-12th	1.8/game

Ron Patterson		
3FG/Gm.	7th	2.2/game
Steals	t-9th	1.2 spg
3FG%	12th	37.3%
Blocked Shots	t-13th	0.7 bpg
Scoring	t-22nd	10.8 ppg

Nick Rogers		
Ast/TO Ratio	6th	1.50 ast/to
Assists	t-7th	3.3 apg

LAST TIME OUT

IUPUI is just removed from a thrilling 76-71 overtime win at Milwaukee on Friday night (Feb. 16) for the Jaguars' second road win of the season. Junior **Evan Hall** finished with a season-high 20 points and 10 boards for his fourth career double-double and classmate **T.J. Henderson** chimed in with 14 points off the Jaguars' bench. Henderson hit a go-ahead three in the final minute of overtime and freshman **Jaylen Minnett** iced the game at the free throw line, hitting 3-of-4 attempts in the closing seconds.

Jeremiah Bell led all players with 29 points in the loss.

ONE HALL OF A NIGHT

Junior **Evan Hall** had one of the best games of his career at Milwaukee on Friday, finishing with 20 points (10-of-15 FG), 10 rebounds and a career-high four blocked shots in the victory. It was Hall's fourth career double-double and he closed one point shy of his career-high in the scoring column. It was his eighth career game with at least 10 rebounds and the first time this season he's led the Jaguars in scoring.

NEW TREND

IUPUI has won the glass in each of its past five games by an average of 7.0 rebounds per game. Hall has keyed the effort, averaging 8.6 boards per game the past five games.

BENCH NOTES

The IUPUI bench has been especially strong, averaging 25.2 points per game, including a season-high 43 at Oakland on Feb. 4. The past four years, the IUPUI bench has outscored opponents in 82 of 121 (67.8 percent) of its games, going 40-42 in those contests.

BENCH NOTES, PART II

For the year, IUPUI is getting 37 percent of its points from reserves, primarily keyed by **T.J. Henderson** and **Jaylen Minnett**. The Jags bench has hit for 40-or-more points in a game six times this season, including two of the past four games.

BENCH NOTES, PART II

IUPUI's top scorer has been a reserve 10 times this season. Four different players have contributed to those seven occasions.

Patterson (1): at Ball State (14 pts)

Kirby (1): at Purdue (16 pts)

Minnett (3): at Wright St. (11 pts), at UDM (12 pts), at Oakland (16 pts)

Henderson (5): at Gonz (18 pts), IUK (19 pts), at GB (13 pts), CSU (19 pts), YSU (22 pts)

SINCE OAKLAND

Since the second half of the Oakland game (Feb. 4), junior **T.J. Henderson** has been on a tear. He scored 14 points in the second half at Oakland and followed with back-to-back career-high efforts of 19 against Cleveland State (Feb. 8) and 22 against Youngstown State (Feb. 10). The past four games, Henderson is averaging 17.3 points and shooting 55 percent (22-of-40) from the field and 83 percent (20-of-24) from the foul line.

NO. 1 FOR 6TH

Henderson is making a compelling case for Horizon League Sixth Man of the Year honors, leading the league in scoring (10.5 ppg) among those who have yet to start a game in league play. Wright State's Jaylor Hall (10.0 ppg) is just behind Henderson at this juncture.

SERIES HISTORY
OAKLAND (16-26)

Date	Loc	Score	W/L
12-5-75	A	76-80	L
1-1-77	H	97-101	L
12-21-77	H	66-65	W
11-27-78	A	83-113	L
12-18-79	A	78-88	L
1-24-98	A	61-76	L
2-14-98	H	2-0	W
1-21-99	A	73-63	W
2-11-99	H	77-80	L
1-27-00	H	63-65	L
2-17-00	A	79-83	L
1-13-01	A	89-94	L
1-25-01	H	68-67	W
1-19-02	A	69-83	L
2-16-02	H	92-94	L
3-3-02	N	90-84	W
1-11-03	H	96-82	W
2-8-03	A	78-79	L
1-10-04	A	83-79	W
2-19-04	H	73-76	L
1-8-05	H	81-65	W
2-26-05	A	89-94	L
1-4-06	A	82-81	W
2-4-06	H	87-72	W
3-4-06	N	69-63	W
1-4-07	A	57-62	L
2-3-07	H	60-70	L
1-24-08	H	82-69	W
2-21-08	A	69-84	L
3-10-08	N	80-65	W
1-22-09	A	57-75	L
2-21-09	H	76-81	L
1-2-10	A	82-85	L
1-28-10	H	78-54	W
3-9-10	N	64-76	L
1-6-11	A	71-85	L
2-5-11	H	100-88	W
1-7-12	A	81-93	L
2-1-12	H	79-75	W
12-29-12	H	62-84	L
1-24-13	A	71-89	L
2-4-18	A	74-82	L

THEFT ALERT

Junior **D.J. McCall** is currently second in the Horizon League (95th nationally) with 1.68 steals per game. After not collecting a steal in the season's opening three games, McCall has at least one steal in 20 of 23 games.

The junior guard has 42 steals this season, surpassing his career total of 41 entering this season in 63 games.

ROSTER CHANGES

The IUPUI program had a few roster changes at the turn of the semester as one player departed the program and two others joined the Jaguars. Little used sophomore **Noah Thomas** left the program after having appeared in just two games in the first semester. Thomas, a 6-foot-9 center, totaled four points and four rebounds in eight total minutes.

On the flip side, the Jaguars brought in a pair of transfers as **Mike Sagay** (Boston College) and **Trevor Johnson** (Mesa [Ariz.] C.C.) joined the program. Sagay, a 6-foot-7 forward, comes to IUPUI with two-and-a-half years of eligibility, after having played 15 games at Boston College last season. A 3-star recruit, Sagay was ranked among Connecticut's top players as a senior at St. Thomas More High School.

Johnson, a 6-foot-2 guard, comes to IUPUI with two years of eligibility remaining. Johnson was an All-State performer while at Flagstaff [Ariz.] High School before attending Mesa Community College.

Both are able to begin practice with the team immediately.

STARTER NOTES

In the early portion of the season, head coach **Jason Gardner** continued to tweak the Jaguars' starting five, using six different quintets. For the year, senior **Aaron Brennan** is the lone Jag to have started all 26 games and **Evan Hall** is next with 25 starts. Nine of the Jaguars' 11 players have at least one start this season with freshman **Evan Borgman** getting the nod at Oakland.

The group of Brennan, Hall, **Ron Patterson**, **D.J. McCall** and **Nick Rogers** started 15 straight games (5-10) before Gardner inserted Borgman for Patterson at Oakland on Feb. 4.

WIN/LOSS SPLITS

In IUPUI's nine wins, the Jags have shot 47.2 percent from the field and held foes to 40.7 percent overall and 29.3 percent from deep. In addition, the Jags have outrebounded opponents by 5.2 boards per game in the nine wins.

In the Jaguars' 17 losses, IUPUI has shot just 40.7 percent overall and allowed opponents to shoot a robust 52.1 percent from the field and 40 percent from beyond the arc. In addition, IUPUI has been outrebounded by 2.8 boards per game in the 17 losses.

IN LEAGUE PLAY...

IUPUI has defended the three well in Horizon League play, yielding 32.4 percent from deep in 15 games. On the flip side, IUPUI is shooting 37.2 percent from deep in league play, led by Brennan (42.9) and Minnett (42.0). Patterson tops the team with 30 made 3's in league play while Minnett has 29.

IUPUI has made as many or more threes than their opponents in 12 of 15 league games thus far.

MAKE SHOTS, WIN GAMES

The most telling number of outcomes of games under head coach **Jason Gardner** has simply been field goal percentages.

IUPUI is 42-8 (.840) in games in which the Jaguars have shot a better percentage than opponents and just 4-67 (.056) when being outshot.

The Jan. 10 Milwaukee win is the only time this season IUPUI has been outshot and won the game.

GETTING LOOKS

Two areas where IUPUI has excelled this season are offensive rebounding (43rd nationally - 12.2 rpg) and forcing turnovers (58th nationally - 15.0 to/g).

Because of those numbers, IUPUI has attempted 121 more shots than their foes for the year, good for 4.7 shot attempts per game.

GRADE CHECK

Ten members of the IUPUI basketball team earned at least a 3.0 grade point average during the fall semester - **Evan Borgman**, **Aaron Brennan**, **Elyjah Goss**, **Evan Hall**, **T.J. Henderson**, **Chad Hudson**, **Ahmed Ismail**, **Maurice Kirby**, **D.J. McCall** and **Noah Thomas**.

LEAGUE OPENERS

Head coach **Jason Gardner** is 3-1 in league openers, having won all three of his Summit League openers before losing his Horizon League opener at NKU.

1/4/15 - at Fort Wayne (63-58)

1/1/16 - at South Dakota (77-66)

12/31/16 - Western Illinois (89-71)

12/28/17 - at Northern Kentucky (59-77)

DOUBLE-DIGIT COUNT

T.J. Henderson has a team-high 16 double-digit scoring games this season while **Aaron Brennan** is next in line with 14 games in doubles.

SNAPPED AT 13

Senior **Ron Patterson** opened the year making at least one three in 13 straight games - his longest stretch of his college career. His longest streak last season was 10 straight games from Jan. 5-Feb. 8.

DEFENDING THE TREY

The Jaguars struggled to defend the three-point line during the non-league schedule, yielding 36.5 percent. Below are some instances of the Jaguars' woes, both individually and collectively:

at Bradley (57.1%) - Nate Kennell (5-of-9)

at EIU (45.0%) - Terrell Lewis (7-of-9)

at WIU (58.8%) - Kobe Webster (5-of-7)

vs. SIUE (68.8%)

TOUGH THREE

IUPUI endured arguably the toughest three-game stretch in program history with road games at No. 21 Purdue (L, 61-86), at Washington State (L, 59-72) and at No. 12 Gonzaga (L, 71-101). The losses at Purdue and Gonzaga dropped IUPUI to 0-17 all-time against nationally ranked foes.

In the non-conference slate, IUPUI had the nation's 50th toughest schedule (hardest in the Horizon League) according to KenPom.com.

FIVE KEY NUMBERS

Below are five key numbers from the Jaguars' win at Milwaukee.

20-10-4: Points-rebounds-blocked shots from **Evan Hall** in the win

22: Season-high 22 second chance points scored by the Jaguars, courtesy of 18 of-fense boards

42:48: Amount of time in which IUPUI held the lead or was tied on Friday

0: Points allowed to Milwaukee's second-leading scorer, Brock Stull (0-of-7 FG)

32.4: Milwaukee's FG shooting in the second half and overtime

O-FOR-RANKED

IUPUI has never defeated a ranked opponent, going 0-17 versus the ranked in the program's Division I era. Below is a listing of those 17 results, 12 of which were true road games.

The Jaguars' average margin of defeat is 21.2 points per game in the 17 total losses:

12/13/99 at #2 Arizona L, 41-70

12/15/01 vs. #20 Ball State L, 81-103

3/21/03 vs. #2 Kentucky L, 64-95 // NCAA - Nashville, TN

12/13/03 at #25 Dayton L, 59-61

12/18/04 at #18 Louisville L, 60-80

11/10/07 at #11 Marquette L, 68-78

12/14/08 vs. #20 Arizona St. L, 58-59 (ot) Phoenix, Ariz.

11/14/10 at #12 Gonzaga L, 56-86

11/21/10 vs. #25 San Diego State L, 46-61 Oxford, Ohio

12/9/10 at #2 Ohio State L, 64-75

12/22/10 vs. #7 San Diego State L, 54-56 Las Vegas, Nev.

12/7/11 at #5 Louisville L, 60-90

11/12/12 at #5 Michigan L, 54-91

12/7/15 at #11 Purdue L, 53-80

12/28/15 at #9 Butler L, 54-92

12/10/17 at #21 Purdue L, 61-86

NEWS, NOTES & STORYLINES (CONT.)

12/18/17 at #12 Gonzaga L, 71-101

AT THE HORN

Winning games at the horn has been a staple of head coach **Jason Gardner's** squads. Since Gardner took over, IUPUI has won five games in the closing seconds, including three as time expired:

P.J. Boutte 15' floater at the horn vs. Ball State (71-69 / Nov. 22, 2014)
Marcellus Barksdale layup at the horn at IPFW (84-82 / Jan. 23, 2016)
Jordan Pickett wing 3 with :02 vs. NDSU (73-72 / Jan. 31, 2016)
Darell Combs wing J with :01.5 vs. SDSU (85-83 / Jan. 18, 2017)
Evan Hall layup at the horn vs. Milwaukee (72-71 / Jan. 10, 2018)

FRESH STARTS

In the season opener at Bradley, true freshman **Jaylen Minnett** became the first IUPUI true rookie to start his debut since **Alex Young** did so against Northeastern in 2008.

Minnett had five points, two boards and an assist in his IUPUI debut.

JAGS LOCK UP RAVENS

While head coach **Jason Gardner** has preached defense in the preseason, the win over Anderson was especially impressive in that IUPUI held the Ravens to just 43 points. The 43 were the fewest by a foe since Gardner took over the program and just the second time an IUPUI opponent tallied less than 50 in the Gardner-era (49 vs. Denver on Jan. 10, 2015).

The 43 points allowed was the lowest total by an IUPUI opponent since holding Western Illinois to 42 on Feb. 6, 2010.

FULL STRENGTH

The Nov. 21 Morehead State game was the first time all season the Jags were at full strength. **Evan Hall**, **D.J. McCall** and **Nick Rogers** all missed time in the season's first three games.

IUPUI has nine scholarship players available this season with three other scholarship student-athletes sitting out as Division I transfers.

GRADS

The IUPUI roster boasts three graduates this season as **Maurice Kirby** completed his degree at Loyola (Ill.) and is pursuing his master's in sports journalism. In addition, junior guard **D.J. McCall** completed his undergraduate work in three years and is now pursuing his master's degree at IUPUI. **Aaron Brennan** completed his degree requirements during the recently finished fall semester.

TRENDING

When head coach **Jason Gardner** took over the IUPUI program prior to the 2014-15 season, he knew it was going to be a lengthy rebuild. The Jags were on the heels of back-to-back 6-26 seasons and 300+ RPI finishes. As expected, Gardner has had IUPUI steadily rising since his takeover:

	Record	RPI	Final Sagarin
2012-13:	6-26	329	332
2013-14:	6-26	322	332
2014-15:	10-21	257	278
2015-16:	13-19	191	226
2016-17:	14-18	217	202

SIXTH OLDEST

Unofficially, senior swingman **Ron Patterson** is the sixth-oldest player in all of college basketball this season and will turn 25 on Jan. 24 of this season. Here is a quick rundown of those older than him going into the season with their ages as of Nov. 10, 2017:

Josh Boutte (Sam Houston St.): 25 years, 307 days
 Gibson Johnson (Hawaii): 25 years, 273 days
 Zach Nelson (Utah Valley): 25 years, 143 days
 Isaac Neilson (Utah Valley): 24 years, 352 days
 Kyle Brown (Cornell): 24 years, 345 days

Ron Patterson (IUPUI): 24 years, 296 days

HOOSIER MADE

IUPUI has the second-most Indiana-natives of any team in the country with nine, trailing only Ball State. Of the nine Indiana natives, four are from the Indianapolis-area in **Aaron Brennan**, **T.J. Henderson**, **Ron Patterson** and **Nick Rogers**.

NEW LEAGUE, OLD RIVALS

Although IUPUI will be in year one of Horizon League play, that doesn't mean there won't be some recognizable foes in league play.

The most recognizable will be longtime Mid-Con/Summit foe Oakland University, which IUPUI played 36 times between 1998 and 2013 as league foes. Oakland leads the all-time series 25-16, which includes five meetings in the mid-/late 70's.

Another former league foe in the Horizon League is Youngstown State, which IUPUI played six times from 1999-2001 before the Penguins moved leagues. YSU is 8-1 all-time against IUPUI, which includes three meetings from the mid-/late 70's.

Another familiar face is Wright State head coach Scott Nagy, who was the longtime leader of the South Dakota State program before taking over the Raiders a couple seasons ago. While at the helm of the SDSU program, Nagy was 13-7 against the Jaguars.

BRING 'EM ON

IUPUI added a new assistant coach in the offseason as **Matt Bringman** joined the Jaguars' staff, replacing Scott Gillespie. Bringman came to IUPUI from South Plains (Texas) College where he helped the Texans to a 2-year record of 53-11 and 28-4 in conference play. South Plains was 3rd at 2017 NJCAA National Championships in Hutchinson, Kan.

Bringman helped a number of players on to Division I opportunities, including Jordan Brangers (Western Kentucky), Raquan Mitchell (Colorado State), Shawntrez Davis (Nevada) and Josh Webster (Texas Tech).

OVERSEAS ADVENTURES

IUPUI's top two players from a season ago - seniors **Darell Combs** and **Matt O'Leary** - are both continuing their playing careers overseas this winter.

Combs inked a deal in early September to play for the Roseto Sharks in Italy's second division. Combs had an NBA workout with the Washington Wizards before ultimately seeking employment overseas.

O'Leary signed in late July to continue his career with Penas Huesca in the LEB Gold - Spain. LEB Gold is the the second division in Spain and known as one of the top leagues in Europe.

In addition, former Jaguars **Alex Young** and **Robert Glenn** are also continuing to play overseas.

NEW SIGNEES

IUPUI inked a pair at the start of the fall signing period, adding size in 6-foot-7 **Jack Hansen** (Noblesville, Ind./Guerin Catholic) and 6-foot-10 **Brandon Kenyon** (Caledonia, Ontario/RISE Prep).

Hansen played AAU with Team Blaze Select and was Gardner's first commitment of the 2018 class and chose IUPUI over interest from Valpo, Indiana State and Wright State. He averaged 19 points and nine rebounds per game as a junior and is among the state's top players heading into this season.

Kenyon played AAU with UPLAY Canada and excelled on the Nike EYBL circuit last summer. His UPLAY squad boasts Florida, Central Arkansas and Loyola signees while The RISE Prep program is expected to be among the best in the Ontario Scholastic Basketball Association (OSBA).

UNIVERSITY QUICK FACTS

Location	Indianapolis, Ind.
Founded	1969
Nickname	Jaguars
Colors	Red, gold & black
Enrollment	30,690
Affiliation	NCAA Division I
Conference	The Horizon League
Home Facility (Cap.)	Indiana Farmers Coliseum (6,800)
Chancellor	Dr. Nasser Paydar
Athletics Director	Dr. Roderick Perry
Website	www.IUPUIJags.com
Twitter	@IUPUIJaguars
Athletics Phone	(317) 278-5247
Mailing Address	1000 Waterway Blvd.
.....	Indianapolis, IN 46202

BASKETBALL HISTORY

First Yr. of basketball	1972
Seasons of basketball	46th
Seasons of Division I basketball	20th
Division I (1998-pres.) Record	248-266 (.481)
NCAA Appearances	1
Last NCAA Appearance	2003
Last Postseason Appearance	2010 (CBI - Second Round)

UNIVERSITY NOTES

ABOUT THE UNIVERSITY

IUPUI is a public research university located in downtown Indianapolis that is the result of a merger of the Purdue Indianapolis Extension Center (1946) and Indiana University Indianapolis (1916). The merger was completed in 1969 and athletics began in 1972.

The university offers more than 200 degree programs and boasts an enrollment over 30,000 (22,000 undergrad and 8,000 postgrad). The university also boasts an endowment of more than \$850 million.

The university is ranked among the Top 200 "National Universities" and ranked 7th for "Up and Coming Schools." U.S. News has ranked IUPUI among the nation's elite for 13 straight years.

ATHLETIC PROWESS

IUPUI was a primary beneficiary of the 1987 Pan-American Games in Indianapolis and continues to boast some world renowned facilities.

The IU Natatorium is located on the IUPUI campus and is among the best swimming & diving facilities in the world. It has hosted the U.S. Olympic Team Trials four different times and 12 NCAA National Championship meets. In addition, the 2017 World Juniors were held at IUPUI and 16 world records have been set in the Natatorium water.

Adjacent west is the Michael A. Carroll Track & Soccer Stadium which has hosted several USA Outdoor Track & Field Championships and NCAA Championships, along with the 1988 US Olympic Trials. Florence Griffith-Joyner set the 100m world record of 10.49 on the track.

In basketball circles, IUPUI is best known as the long-time host of the Nike All-American Camp, which was held on campus for two decades. The nation's top prep players and coaches from every level converged on campus for two weeks each summer in what was considered the elite college recruiting event of the year. Alum included LeBron James, Chris Webber, Allen Iverson, Kevin Garnett, Jason Kidd and Paul Pierce, among many others.

GEORGE HILL

IUPUI's best known basketball alum is current NBAer **George Hill**, who is in his tenth year in the league this season. Hill was originally drafted by the San Antonio Spurs (1st rd., 26th overall) in 2008.

He's played for the Spurs (2008-11), Indiana Pacers (2011-16), Utah Jazz (2016-17) and Sacramento Kings (2017-18) before recently being traded to the Cleveland Cavaliers. Hill has played in more than 600 games and made nearly 400 starts in his NBA career.

2017-2018 MISCELLANEOUS STATISTICS

IUPUI'S RECORD WHEN...

	'17-18	2018	Under
	Overall	HL	Gardner
Home:	7-3	4-2	28-17
Away:	2-14	2-7	17-54
Neutral:	0-0	0-0	1-4
Overtime:	1-0	1-0	5-6
Lead @ Halftime:	6-3	4-2	35-12
Trail @ Halftime:	2-14	1-7	8-60
Tied @ Halftime:	1-0	1-0	3-3
Leading w/ 5:00 left:	8-2	5-1	38-6
Trailing w/ 5:00 left:	0-14	0-8	3-65
Tied w/ 5:00 left:	1-1	1-0	5-4
Shooting 50% or better:	4-2	2-0	22-3
Shooting 40-50%:	4-7	3-6	22-35
Shooting less than 40%:	1-8	1-3	2-37
Shooting better % than opp.	8-1	5-0	42-8
Shooting worse % than opp.	1-16	1-9	4-67
Scoring less than 60:	0-4	0-2	3-26
Score 60-69 pts:	3-7	2-5	7-27
Score 70-79 pts:	4-4	3-1	17-15
Score 80-89 pts:	2-2	1-1	16-7
Score 90+ pts:	0-0	0-0	3-0
Opp. scores less than 60:	2-0	1-0	9-5
Opp. scores 60-69 pts:	3-2	2-1	17-14
Opp. scores 70-79 pts:	4-6	3-5	12-27
Opp. scores 80-89 pts:	0-7	0-3	8-19
Opp. scores 90+ pts:	0-2	0-0	0-10
Commit less TO than opp.	3-9	1-4	22-31
Commit more TO than opp.	4-8	3-5	22-41
Commit same TO as opp.	2-0	2-0	2-3
Outrebound opponent:	7-6	5-4	30-22
Outrebounded:	1-10	1-4	14-50
Rebounding is equal:	1-1	0-1	2-3
Bench outscores opp.:	8-11	5-7	40-42
Bench is outscored:	1-5	1-2	6-28
Bench scoring is equal:	0-1	0-0	0-5
Hit more FT than opp.:	4-4	3-2	27-12
Hit less FT than opp.:	5-12	3-6	18-60
Hit same FT as opp.:	0-1	0-1	1-3
Hit more 3's than opp.:	4-7	3-6	21-28
Hit less 3's than opp.:	2-9	1-2	19-38
Hit same 3's as opp.:	3-1	2-1	6-9
Decided by 5 pts or less:	4-5	4-3	21-19
Decided by 6-10 points:	2-3	1-3	6-21
Decided by 10+ points:	3-9	1-3	19-35
In home whites:	7-3	4-2	29-17
In road blacks:	2-7	2-4	4-22
In road reds:	0-7	0-3	13-36
7 in double-digits:	0-0	0-0	1-0
6 in double-digits:	0-0	0-0	1-0
5 in double-digits:	0-0	0-0	5-3
4 in double-digits:	3-1	2-0	14-8
3 in double-digits:	2-8	1-3	12-24
2 in double-digits:	4-6	3-5	11-32
1 in double-digits:	0-2	0-1	2-6
0 in double-digits:	0-0	0-0	0-2
On Mondays:	1-1	0-0	2-8
On Tuesdays:	3-1	2-0	3-10
On Wednesdays:	1-1	1-0	7-9
On Thursdays:	1-3	1-3	4-12
On Fridays:	3-2	2-1	7-6
On Saturdays:	0-7	0-4	19-25
On Sundays:	0-2	0-1	4-6
In November:	2-3	0-0	8-17
In December:	1-7	0-2	10-22
In January:	4-4	4-4	17-16
In February:	2-3	2-3	10-17
In March:	0-0	0-0	1-3

TIMES LED

Player	Pts.	Reb.	Ast.	Stl.	Blk.	GAMES WITH							TOTAL		
						10+ Pts.	20+ Pts.	10+ Reb.	3+ Ast.	3+ Blk.	3+ Stl.	3+ 3's	Dunks	DbI-DbIs	
0-Minnett	3/3	0/0	2/2	1/1	1/1	7/7	0/0	0/0	1/1	0/0	0/0	6/6	0/0	0/0	
1-Henderson	4/7	1/2	6/13	4/22	2/6	16/29	1/1	0/0	8/17	0/0	3/7	1/5	0/2	0/0	
10-Rogers	0/0	0/0	14/14	2/2	1/1	2/2	0/0	0/0	14/14	0/0	0/0	0/0	2/2	0/0	
12-Hudson	0/0	0/0	0/0	0/0	0/0	0/0	0/0	0/0	0/0	0/0	0/0	0/0	0/0	0/0	
22-McCall	2/6	5/14	7/15	12/24	4/9	3/10	1/2	0/3	6/15	0/0	6/7	2/3	10/21	0/0	
24-Hall	1/3	11/23	0/1	4/9	10/27	10/23	1/2	5/8	0/3	1/4	1/1	0/0	1/11	2/4	
25-Patterson	6/12	2/2	4/11	6/19	7/13	13/31	0/0	0/0	8/17	1/1	2/7	10/20	7/16	0/0	
31-Kirby	1/1	2/2	0/0	0/0	4/4	2/2	0/0	0/0	0/0	0/0	0/0	0/0	2/2	0/0	
32-Goss	0/0	2/2	0/0	2/2	4/4	1/1	0/0	1/1	0/0	1/1	0/0	0/0	14/14	0/0	
40-Borgman	0/0	0/0	0/0	0/0	0/0	0/0	0/0	0/0	0/0	0/0	0/0	0/0	1/1	0/0	
45-Brennan	10/14	4/6	1/6	4/14	6/22	14/32	3/3	1/2	5/9	1/2	1/4	4/5	1/5	1/2	

totals listed by season/career

SPECIALTY STATS (IUPUI/OPP)

PP = Points in the Paint; POT = Points off Turnover; 2nd = 2nd Chance Points; BP = Bench Points

Opponent	Result	PP	POT	2nd	BP	Largest Lead	Largest Deficit	Lead Changes	Ties
# Carroll University	W, 65-56	34/20	32/4	14/15	14/15	14	5	6	4
at Bradley	L, 53-68	18/20	13/13	14/10	5/34	3	18	3	1
Anderson University	W, 75-43	38/18	27/12	12/5	24/11	33	-	0	0
at Eastern Illinois	L, 79-80	42/33	11/19	9/12	4/20	7	3	9	13
Morehead State	W, 67-61	24/30	16/12	8/6	17/8	11	-	0	1
at Western Illinois	L, 77-90	34/32	22/11	20/3	28/26	2	28	1	1
at Ball State	L, 64-83	28/40	15/19	6/14	40/28	1	28	2	0
SIUE	L, 81-82	38/22	21/10	12/9	21/21	9	10	12	9
at Purdue	L, 61-86	26/36	16/23	7/7	42/27	9	32	5	2
at Washington State	L, 59-72	22/36	9/12	11/9	25/15	2	19	1	1
at Gonzaga	L, 71-101	38/48	8/15	11/6	40/61	-	30	0	0
IU Kokomo	W, 87-76	54/28	16/14	15/11	42/14	13	9	10	5
*at Northern Kentucky	L, 59-77	26/38	15/14	13/8	18/26	9	19	1	2
*at Wright State	L, 52-60	18/22	14/13	3/5	21/17	6	10	5	0
*at Green Bay	W, 67-63	36/26	16/14	11/7	26/6	11	8	3	1
*UIC	L, 65-70	36/30	24/14	6/6	20/16	13	7	1	4
*Milwaukee	W, 72-71	20/36	15/8	14/15	16/14	6	8	8	7
*Green Bay	W, 67-61	26/30	7/19	15/17	21/23	16	2	2	2
*Detroit Mercy	W, 81-66	30/22	11/21	15/9	27/21	23	-	0	1
*at Cleveland State	L, 67-70	34/36	17/21	11/9	17/15	1	17	6	4
*at Youngstown State	L, 62-85	26/38	15/23	12/20	25/24	2	24	1	0
*at UIC	L, 62-71	22/40	15/19	5/8	11/17	8	12	10	4
*at Detroit Mercy	L, 60-74	30/28	13/23	11/10	23/0	-	18	0	0
*at Oakland	L, 74-82	26/40	8/17	15/12	43/20	1	17	2	1
*Cleveland State	W, 78-73	42/32	22/19	5/12	40/22	20	6	1	1
*Youngstown State	L, 80-84	32/36	13/19	9/2	37/26	-	15	0	3
*at Milwaukee	W, 76-71	48/36	12/9	22/15	23/10	13	4	3	6
*Oakland									
*Wright State									
*Northern Kentucky									
HL Tourney (1st rd)									
HL Tourney (2nd rd)									
HL Tourney (3rd rd)									
HL Semifinals									
HL Finals									
Season Highs		54/48	27/23	22/20	43/61	33	30	12	13
Season Lows		18/18	7/8	3/2	4/0	-	-	-	-
Totals		814/833	391/413	292/247	656/522	-	-	86	70
Averages		31.3/32.0	15.0/15.9	11.2/9.5	25.2/20.1			3.3	2.7

WIN/LOSS MARGINS

Margin	W	L
1	1	1
2		
3		2
4	1	1
5	2	1
6	2	
7		
8		1
9		1
10		
11-15	1	4
16-20		2
21-30		3
30+	1	

2017-2018 IUPUI STATISTICS

THE STAT CREW SYSTEM IUPUI Combined Team Statistics (as of Feb 16, 2018) All games



RECORD:	OVERALL	HOME	AWAY	NEUTRAL
ALL GAMES	9-17	7-3	2-14	0-0
CONFERENCE	6-9	4-2	2-7	0-0
NON-CONFERENCE	3-8	3-1	0-7	0-0

#	Player	gp-gs	min	avg	Total		3-Point		F-Throw		Rebounds												pts	avg
					fg-fga	fg%	3fg-fga	3fg%	ft-fa	ft%	off	def	tot	avg	pf	dq	a	to	blk	stl				
45	BRENNAN, Aaron	26-26	715	27.5	125-269	.465	26-78	.333	52-67	.776	37	76	113	4.3	64	3	45	47	15	27	328	12.6		
01	HENDERSON, T.J.	26-5	621	23.9	91-212	.429	33-99	.333	67-83	.807	15	49	64	2.5	48	0	52	65	4	26	282	10.8		
25	PATTERSON, Ron	26-24	735	28.3	101-241	.419	57-153	.373	23-34	.676	14	65	79	3.0	57	2	47	39	19	31	282	10.8		
24	HALL, Evan	25-25	558	22.3	85-191	.445	0-0	.000	25-91	.275	66	85	151	6.0	71	1	16	46	21	18	195	7.8		
00	MINNETT, Jaylen	26-4	558	21.5	62-155	.400	46-113	.407	21-26	.808	11	22	33	1.3	41	0	32	39	1	13	191	7.3		
22	McCALL, D.J.	25-23	668	26.7	60-141	.426	10-35	.286	29-47	.617	46	64	110	4.4	58	2	47	39	10	42	159	6.4		
10	ROGERS, Nick	23-21	561	24.4	34-109	.312	12-43	.279	38-52	.731	6	32	38	1.7	47	0	75	50	1	11	118	5.1		
31	KIRBY, Maurice	26-1	396	15.2	49-101	.485	0-0	.000	22-36	.611	34	69	103	4.0	51	0	12	24	6	7	120	4.6		
32	GOSS, Elyjah	26-0	353	13.6	38-85	.447	3-11	.273	21-28	.750	36	56	92	3.5	38	0	9	15	10	10	100	3.8		
35	THOMAS, Noah	2-0	8	4.0	1-1	1.000	0-0	.000	2-2	1.000	1	3	4	2.0	3	0	0	0	1	0	4	2.0		
12	HUDSON, Chad	7-0	25	3.6	2-6	.333	0-3	.000	5-7	.714	0	1	1	0.1	7	0	2	2	0	0	9	1.3		
40	BORGMAN, Evan	8-1	27	3.4	2-5	.400	0-1	.000	4-6	.667	2	3	5	0.6	2	0	0	3	0	0	8	1.0		
Team											48	37	85		1		7							
Total.....		26	5225		650-1516	.429	187-536	.349	309-479	.645	316	562	878	33.8	488	8	337	376	88	185	1796	69.1		
Opponents.....		26	5225		670-1395	.480	185-514	.360	395-533	.741	241	638	879	33.8	454	7	359	389	107	191	1920	73.8		

TEAM STATISTICS	IUPUI	OPP
SCORING	1796	1920
Points per game	69.1	73.8
Scoring margin	-4.8	-
FIELD GOALS-ATT	650-1516	670-1395
Field goal pct	.429	.480
3 POINT FG-ATT	187-536	185-514
3-point FG pct	.349	.360
3-pt FG made per game	7.2	7.1
FREE THROWS-ATT	309-479	395-533
Free throw pct	.645	.741
F-Throws made per game	11.9	15.2
REBOUNDS	878	879
Rebounds per game	33.8	33.8
Rebounding margin	+0.0	-
ASSISTS	337	359
Assists per game	13.0	13.8
TURNOVERS	376	389
Turnovers per game	14.5	15.0
Turnover margin	+0.5	-
Assist/turnover ratio	0.9	0.9
STEALS	185	191
Steals per game	7.1	7.3
BLOCKS	88	107
Blocks per game	3.4	4.1
ATTENDANCE	8877	55783
Home games-Avg/Game	10-888	16-3486
Neutral site-Avg/Game	-	0-0

Date	Opponent		Score	Att.
11/11/17	at Bradley	L	53-68	4936
11/13/17	ANDERSON	W	75-43	1175
11/17/17	at Eastern Illinois	L	79-80	769
11/21/17	MOREHEAD STATE	W	67-61	1012
11/28/17	at Western Illinois	L	77-90	589
12/02/17	at Ball State	L	64-83	3505
12/06/17	SIUE	L	81-82	809
12/10/17	at Purdue	L	61-86	13641
12/16/17	at Washington State	L	59-72	2240
12/18/17	at Gonzaga	L	71-101	6000
12/22/17	IU KOKOMO	W	87-76	615
* 12/28/17	at Northern Kentucky	L	59-77	4203
* 12/30/17	at Wright State	L	52-60	3649
* 01/02/18	at Green Bay	W	67-63	1932
* 01/04/18	UIC	L	65-70	815
* 01/10/18	MILWAUKEE	W	72-71	1002
* 01/12/18	GREEN BAY	W	67-61	827
* 01/16/18	DETROIT MERCY	W	81-66	807
* 01/18/18	at Cleveland State	L	67-70	1125
* 01/20/18	at Youngstown State	L	62-85	3222
* 01/27/18	at UIC	L	62-71	3373
* 02/02/18	at Detroit Mercy	L	60-74	1018
* 02/04/18	at Oakland	L	74-82	2710
* 02/08/18	CLEVELAND STATE	W	78-73	910
* 02/10/18	YOUNGSTOWN STATE	L	80-84	905
* 02/16/18	at Milwaukee	Wot	76-71	2871

* = Horizon League game

Score by Periods	1st	2nd	OT	Totals
IUPUI	842	942	12	1796
Opponents	910	1003	7	1920

2017-2018 IUPUI HORIZON LEAGUE ONLY STATISTICS

THE STAT CREW SYSTEM IUPUI Combined Team Statistics (as of Feb 16, 2018) Conference games only



RECORD:	OVERALL	HOME	AWAY	NEUTRAL
ALL GAMES	6-9	4-2	2-7	0-0
CONFERENCE	6-9	4-2	2-7	0-0
NON-CONFERENCE	0-0	0-0	0-0	0-0

#	Player	gp-gs	min	avg	Total		3-Point		F-Throw		Rebounds												pts	avg
					fg-fga	fg%	3fg-fga	3fg%	ft-fa	ft%	off	def	tot	avg	pf	dq	a	to	blk	stl				
45	BRENNAN, Aaron	15-15	433	28.9	73-151	.483	18-42	.429	34-44	.773	22	50	72	4.8	35	1	27	30	7	16	198	13.2		
01	HENDERSON, T.J.	15-0	320	21.3	54-127	.425	20-55	.364	29-35	.829	4	26	30	2.0	32	0	23	39	1	17	157	10.5		
25	PATTERSON, Ron	15-14	417	27.8	55-132	.417	30-80	.375	14-24	.583	8	40	48	3.2	34	2	22	25	14	18	154	10.3		
24	HALL, Evan	15-15	355	23.7	49-114	.430	0-0	.000	18-64	.281	52	60	112	7.5	43	1	10	28	14	16	116	7.7		
00	MINNETT, Jaylen	15-0	302	20.1	36-89	.404	29-69	.420	8-12	.667	3	13	16	1.1	21	0	16	26	0	6	109	7.3		
22	McCALL, D.J.	15-15	411	27.4	35-82	.427	6-22	.273	22-32	.688	23	44	67	4.5	35	0	30	22	8	23	98	6.5		
10	ROGERS, Nick	15-15	378	25.2	24-72	.333	8-27	.296	36-47	.766	4	25	29	1.9	28	0	49	33	0	7	92	6.1		
31	KIRBY, Maurice	15-0	212	14.1	22-49	.449	0-0	.000	12-21	.571	15	33	48	3.2	30	0	5	12	5	2	56	3.7		
32	GOSS, Elyjah	15-0	189	12.6	16-38	.421	0-2	.000	8-13	.615	20	25	45	3.0	20	0	2	7	7	5	40	2.7		
12	HUDSON, Chad	2-0	2	1.0	1-2	.500	0-1	.000	0-0	.000	0	0	0	0.0	0	0	0	0	0	0	2	1.0		
40	BORGMAN, Evan	3-1	6	2.0	0-1	.000	0-0	.000	0-2	.000	1	0	1	0.3	0	0	0	0	0	0	0	0.0		
Team											32	21	53				5							
Total.....		15	3025		365-857	.426	111-298	.372	181-294	.616	184	337	521	34.7	278	4	184	227	56	110	1022	68.1		
Opponents.....		15	3025		379-814	.466	91-281	.324	229-303	.756	139	364	503	33.5	269	4	197	220	63	122	1078	71.9		

TEAM STATISTICS	IUPUI	OPP
SCORING	1022	1078
Points per game	68.1	71.9
Scoring margin	-3.7	-
FIELD GOALS-ATT	365-857	379-814
Field goal pct	.426	.466
3 POINT FG-ATT	111-298	91-281
3-point FG pct	.372	.324
3-pt FG made per game	7.4	6.1
FREE THROWS-ATT	181-294	229-303
Free throw pct	.616	.756
F-Throws made per game	12.1	15.3
REBOUNDS	521	503
Rebounds per game	34.7	33.5
Rebounding margin	+1.2	-
ASSISTS	184	197
Assists per game	12.3	13.1
TURNOVERS	227	220
Turnovers per game	15.1	14.7
Turnover margin	-0.5	-
Assist/turnover ratio	0.8	0.9
STEALS	110	122
Steals per game	7.3	8.1
BLOCKS	56	63
Blocks per game	3.7	4.2
ATTENDANCE	5266	24103
Home games-Avg/Game	6-878	9-2678
Neutral site-Avg/Game	-	0-0

Date	Opponent		Score	Att.
* 12/28/17	at Northern Kentucky	L	59-77	4203
* 12/30/17	at Wright State	L	52-60	3649
* 01/02/18	at Green Bay	W	67-63	1932
* 01/04/18	UIC	L	65-70	815
* 01/10/18	MILWAUKEE	W	72-71	1002
* 01/12/18	GREEN BAY	W	67-61	827
* 01/16/18	DETROIT MERCY	W	81-66	807
* 01/18/18	at Cleveland State	L	67-70	1125
* 01/20/18	at Youngstown State	L	62-85	3222
* 01/27/18	at UIC	L	62-71	3373
* 02/02/18	at Detroit Mercy	L	60-74	1018
* 02/04/18	at Oakland	L	74-82	2710
* 02/08/18	CLEVELAND STATE	W	78-73	910
* 02/10/18	YOUNGSTOWN STATE	L	80-84	905
* 02/16/18	at Milwaukee	Wot	76-71	2871

* = Horizon League game

MOTOR CITY MADNESS

The 2018 Little Caesars Horizon League Men's & Women's Basketball Championship will take place March 2-6 at the brand new Little Caesars Arena in Detroit, Mich. Tickets can be purchased now at campus box offices or at Horizon-League.com.

Little Caesars Arena is located in the heart of The District Detroit, a 50-block, mixed-use development that unites eight world-class theaters, five neighborhoods and three professional sports venues in one vibrant, walkable destination for people who want to live, work and play in an exciting urban environment. Home to the Detroit Tigers, Detroit Red Wings, Detroit Pistons and Detroit Lions — The District Detroit represents the greatest density of professional sports teams in one downtown core in the country.



2017-2018 STATISTICAL SPLITS

Wins (9 total)

#	Player	gp-gs	min	avg	Total		3-Point		F-Throw		Rebounds				pf	dq	a	to	blk	stl	pts	avg
					fg-fga	fg%	3fg-fga	3fg%	ft-fa	ft%	off	def	tot	avg								
45	BRENNAN, Aaron	9-9	259	28.8	49-94	.521	12-28	.429	20-28	.714	16	37	53	5.9	20	0	21	20	5	9	130	14.4
01	HENDERSON, T.J.	9-2	216	24.0	38-70	.543	14-31	.452	20-24	.833	4	25	29	3.2	17	0	19	21	3	9	110	12.2
25	PATTERSON, Ron	9-9	255	28.3	32-70	.457	17-46	.370	13-17	.765	3	25	28	3.1	25	2	20	14	8	11	94	10.4
24	HALL, Evan	8-8	186	23.3	30-62	.484	0-0	.000	9-37	.243	25	32	57	7.1	25	1	4	16	12	9	69	8.6
22	McCALL, D.J.	9-8	249	27.7	24-53	.453	5-13	.385	11-20	.550	13	25	38	4.2	18	0	22	16	7	18	64	7.1
00	MINNETT, Jaylen	9-1	180	20.0	21-52	.404	14-34	.412	8-11	.727	2	8	10	1.1	10	0	11	12	1	3	64	7.1
10	ROGERS, Nick	8-7	193	24.1	14-46	.304	3-14	.214	14-20	.700	2	17	19	2.4	17	0	23	15	0	3	45	5.6
31	KIRBY, Maurice	9-1	138	15.3	18-36	.500	0-0	.000	7-12	.583	13	28	41	4.6	18	0	3	9	4	2	43	4.8
35	THOMAS, Noah	1-0	6	6.0	1-1	1.000	0-0	.000	2-2	1.000	1	3	4	4.0	3	0	0	0	1	0	4	4.0
32	GOSS, Elyjah	9-0	116	12.9	13-24	.542	0-0	.000	10-14	.714	12	23	35	3.9	16	0	2	3	6	1	36	4.0
40	BORGMAN, Evan	2-0	14	7.0	2-4	.500	0-1	.000	2-2	1.000	1	2	3	1.5	2	0	0	3	0	0	6	3.0
12	HUDSON, Chad	2-0	13	6.5	0-1	.000	0-1	.000	5-6	.833	0	0	0	0.0	2	0	1	2	0	0	5	2.5
Team											13	13	26					2				
Total.....		9	1825		242-513	.472	65-168	.387	121-193	.627	105	238	343	38.1	173	3	126	133	47	65	670	74.4
Opponents.....		9	1825		203-499	.407	56-191	.293	123-177	.695	90	206	296	32.9	176	1	91	137	32	60	585	65.0

Losses (17 total)

#	Player	gp-gs	min	avg	Total		3-Point		F-Throw		Rebounds				pf	dq	a	to	blk	stl	pts	avg
					fg-fga	fg%	3fg-fga	3fg%	ft-fa	ft%	off	def	tot	avg								
45	BRENNAN, Aaron	17-17	456	26.8	76-175	.434	14-50	.280	32-39	.821	21	39	60	3.5	44	3	24	27	10	18	198	11.6
25	PATTERSON, Ron	17-15	480	28.2	69-171	.404	40-107	.374	10-17	.588	11	40	51	3.0	32	0	27	25	11	20	188	11.1
01	HENDERSON, T.J.	17-3	405	23.8	53-142	.373	19-68	.279	47-59	.797	11	24	35	2.1	31	0	33	44	1	17	172	10.1
00	MINNETT, Jaylen	17-3	378	22.2	41-103	.398	32-79	.405	13-15	.867	9	14	23	1.4	31	0	21	27	0	10	127	7.5
24	HALL, Evan	17-17	372	21.9	55-129	.426	0-0	.000	16-54	.296	41	53	94	5.5	46	0	12	30	9	9	126	7.4
22	McCALL, D.J.	16-15	419	26.2	36-88	.409	5-22	.227	18-27	.667	33	39	72	4.5	40	2	25	23	3	24	95	5.9
10	ROGERS, Nick	15-14	368	24.5	20-63	.317	9-29	.310	24-32	.750	4	15	19	1.3	30	0	52	35	1	8	73	4.9
31	KIRBY, Maurice	17-0	258	15.2	31-65	.477	0-0	.000	15-24	.625	21	41	62	3.6	33	0	9	15	2	5	77	4.5
32	GOSS, Elyjah	17-0	237	13.9	25-61	.410	3-11	.273	11-14	.786	24	33	57	3.4	22	0	7	12	4	9	64	3.8
12	HUDSON, Chad	5-0	12	2.4	2-5	.400	0-2	.000	0-1	.000	0	1	1	0.2	5	0	1	0	0	0	4	0.8
40	BORGMAN, Evan	6-1	13	2.2	0-1	.000	0-0	.000	2-4	.500	1	1	2	0.3	0	0	0	0	0	0	2	0.3
35	THOMAS, Noah	1-0	2	2.0	0-0	.000	0-0	.000	0-0	.000	0	0	0	0.0	0	0	0	0	0	0	0	0.0
Team											35	24	59		1			5				
Total.....		17	3400		408-1003	.407	122-368	.332	188-286	.657	211	324	535	31.5	315	5	211	243	41	120	1126	66.2
Opponents.....		17	3400		467-896	.521	129-323	.399	272-356	.764	151	432	583	34.3	278	6	268	252	75	131	1335	78.5

Home (7-3)

#	Player	gp-gs	min	avg	Total		3-Point		F-Throw		Rebounds				pf	dq	a	to	blk	stl	pts	avg
					fg-fga	fg%	3fg-fga	3fg%	ft-fa	ft%	off	def	tot	avg								
45	BRENNAN, Aaron	10-10	291	29.1	62-119	.521	14-37	.378	31-40	.775	16	43	59	5.9	25	0	24	19	8	10	169	16.9
01	HENDERSON, T.J.	10-2	243	24.3	39-82	.476	13-39	.333	32-39	.821	5	24	29	2.9	17	0	21	22	4	13	123	12.3
25	PATTERSON, Ron	10-10	294	29.4	40-92	.435	19-60	.317	16-21	.762	7	21	28	2.8	22	0	21	17	12	15	115	11.5
24	HALL, Evan	9-9	206	22.9	28-63	.444	0-0	.000	10-43	.233	22	33	55	6.1	29	1	5	12	8	9	66	7.3
00	MINNETT, Jaylen	10-1	191	19.1	24-50	.480	16-36	.444	6-8	.750	2	7	9	0.9	15	0	13	15	1	3	70	7.0
22	McCALL, D.J.	10-9	266	26.6	24-47	.511	5-9	.556	9-18	.500	15	23	38	3.8	24	1	22	18	7	18	62	6.2
31	KIRBY, Maurice	10-1	146	14.6	20-37	.541	0-0	.000	9-15	.600	10	33	43	4.3	19	0	4	12	4	2	49	4.9
10	ROGERS, Nick	9-8	209	23.2	11-38	.289	3-13	.231	19-26	.731	2	13	15	1.7	18	0	34	19	0	3	44	4.9
35	THOMAS, Noah	1-0	6	6.0	1-1	1.000	0-0	.000	2-2	1.000	1	3	4	4.0	3	0	0	0	1	0	4	4.0
32	GOSS, Elyjah	10-0	121	12.1	14-25	.560	0-0	.000	12-16	.750	13	24	37	3.7	18	0	2	6	2	4	40	4.0
40	BORGMAN, Evan	2-0	14	7.0	2-4	.500	0-1	.000	2-2	1.000	1	2	3	1.5	2	0	0	3	0	0	6	3.0
12	HUDSON, Chad	2-0	13	6.5	0-1	.000	0-1	.000	5-6	.833	0	0	0	0.0	2	0	1	2	0	0	5	2.5
Team											22	15	37					4				
Total.....		10	2000		265-559	.474	70-196	.357	153-236	.648	116	241	357	35.7	194	2	147	145	51	75	753	75.3
Opponents.....		10	2000		237-538	.441	71-200	.355	142-204	.696	94	219	313	31.3	207	3	106	156	36	60	687	68.7

Road (2-14)

Road (2-14)		Total				3-Point		F-Throw		Rebounds															
#	Player	gp-gs	min	avg	fg-fga	fg%	3fg-fga	3fg%	ft-fa	ft%	off	def	tot	avg	pf	dq	a	to	blk	stl	pts	avg			
25	PATTERSON, Ron	16-14	441	27.6	61-149	.409	38-93	.409	7-13	.538	7	44	51	3.2	35	2	26	22	7	16	167	10.4			
01	HENDERSON, T.J.	16-3	378	23.6	52-130	.400	20-60	.333	35-44	.795	10	25	35	2.2	31	0	31	43	0	13	159	9.9			
45	BRENNAN, Aaron	16-16	424	26.5	63-150	.420	12-41	.293	21-27	.778	21	33	54	3.4	39	3	21	28	7	17	159	9.9			
24	HALL, Evan	16-16	352	22.0	57-128	.445	0-0	.000	15-48	.313	44	52	96	6.0	42	0	11	34	13	9	129	8.1			
00	MINNETT, Jaylen	16-3	367	22.9	38-105	.362	30-77	.390	15-18	.833	9	15	24	1.5	26	0	19	24	0	10	121	7.6			
22	McCALL, D.J.	15-14	402	26.8	36-94	.383	5-26	.192	20-29	.690	31	41	72	4.8	34	1	25	21	3	24	97	6.5			
10	ROGERS, Nick	14-13	352	25.1	23-71	.324	9-30	.300	19-26	.731	4	19	23	1.6	29	0	41	31	1	8	74	5.3			
31	KIRBY, Maurice	16-0	250	15.6	29-64	.453	0-0	.000	13-21	.619	24	36	60	3.8	32	0	8	12	2	5	71	4.4			
32	GOSS, Elyjah	16-0	232	14.5	24-60	.400	3-11	.273	9-12	.750	23	32	55	3.4	20	0	7	13	4	8	60	3.8			
12	HUDSON, Chad	5-0	12	2.4	2-5	.400	0-2	.000	0-1	.000	0	1	1	0.2	5	0	1	0	0	0	4	0.8			
40	BORGMAN, Evan	6-1	13	2.2	0-1	.000	0-0	.000	2-4	.500	1	1	2	0.3	0	0	0	0	0	0	2	0.3			
35	THOMAS, Noah	1-0	2	2.0	0-0	.000	0-0	.000	0-0	.000	0	0	0	0.0	0	0	0	0	0	0	0	0.0			
Team											26	22	48		1		3								
Total.....		16	3225		385-957	.402	117-340	.344	156-243	.642	200	321	521	32.6	294	6	190	231	37	110	1043	65.2			
Opponents.....		16	3225		433-857	.505	114-314	.363	253-329	.769	147	419	566	35.4	247	4	253	233	71	131	1233	77.1			

2017-2018 INDIVIDUAL SUPERLATIVES

	IUPUI	Opponent
Points	25 - three times	29 - Jeremiah Bell at Milwaukee (2/16/18)
Field Goals Made	12 - Aaron Brennan at E. Illinois (11/17/17)	11 - twice
Field Goals Attempted	20 - D.J. McCall at W. Illinois (11/28/17)	22 - Jeremiah Bell at Milwaukee (2/16/18)
Highest FG Pct. (min. 5 made)	.778 (7-9) - Aaron Brennan vs. Cleveland St. (2/8/18)	1.000 (5-5) - Trey Moses at Ball State (12/2/17)
3-Pt Field Goals Made	6 - Ron Patterson at UIC (1/27/18)	7 - Terrell Lewis at E. Illinois (11/17/17)
3-Pt Field Goals Attempted	13 - Ron Patterson at Washington St. (12/16/17)	10 - Cameron Morse vs. Y'town St. (2/10/18)
3-Pt FG Pct. (min. 3 made)	1.000 (3-3) - twice	1.000 (3-3) - twice
Free Throws Made	9 - T.J. Henderson vs. Cleveland St. (2/8/18)	10 - Killian Tillie at Gonzaga (12/18/17)
Free Throws Attempted	10 - twice	13 - Jajuan Starks at E. Illinois (11/17/17)
Free Throw Pct. (min. 5 made)	1.000 (9-9) - T.J. Henderson vs. Cleveland St. (2/8/18)	1.000 (10-10) - Killian Tillie at Gonzaga (12/18/17)
Offensive Rebounds	7 - three times	7 - Bryce Nze at Milwaukee (2/16/18)
Defensive Rebounds	8 - three times	13 - twice
Total Rebounds	12 - Elijah Goss vs. Anderson (11/13/17)	17 - Bryce Nze at Milwaukee (2/16/18)
Assists	6 - four times	9 - Eddie Miles vs. IU Kokomo (12/22/17)
Turnovers	5 - three times	8 - Justin Mitchell at Wright State (12/30/17)
Blocked Shots	4 - Evan Hall at Milwaukee (2/16/18)	5 - Brandon Gilbeck at W. Illinois (11/28/17)
Steals	4 - four times	5 - Jordan Blount at UIC (1/27/18)
Minutes Played (regulation game)	38 - twice	40 - twice
Minutes Played (OT game)	36 - Aaron Brennan at Milwaukee (2/16/18)	43 - Bryce Nze at Milwaukee (2/16/18)

2017-2018 TEAM SUPERLATIVES

IUPUI High	IUPUI Low	Statistical Category	Opponent High	Opponent Low
87 vs. IUK (12/22)	52 at Wright St. (12/30)	Points	101 at Gonzaga (12/18)	43 vs. Anderson (11/13)
45 vs. UDM (1/16)	19 - twice	First Half Points	49 at Oakland (2/4)	21 vs. Anderson (11/13)
53 at W. Illinois (11/28)	24 vs. UIC (1/4)	Second Half Points	54 at Gonzaga (12/18)	22 vs. Anderson (11/13)
34 - twice	15 at Bradley (11/11)	Field Goals	34 at Gonzaga (12/18)	13 vs. Anderson (11/13)
73 at W. Illinois (11/28)	44 vs. Cleveland St. (2/8)	Field Goal Attempts	65 vs. IUK (12/22)	43 vs. UIC (1/4)
.596 at E. Illinois (11/17)	.283 at Bradley (11/11)	FG Percentage	.680 at Gonzaga (12/18)	.255 vs. Anderson (11/13)
14 vs. Milwaukee (1/10)	3 vs. Cleveland St. (2/8/18)	3-Point Field Goals	12 at Bradley (11/11)	1 at Green Bay (1/2)
31 at Washington St. (12/16)	9 vs. Cleveland St. (2/8/18)	3-Point Field Goal Att.	29 vs. UDM (1/16)	9 vs. UIC (1/4)
.560 vs. Milwaukee (1/10)	.211 vs. UIC (1/4)	3-Point FG Percentage	.688 vs. SIUE (12/6)	.059 at Green Bay (1/2)
23 vs. Cleveland St. (2/8/18)	1 at Washington St. (12/16)	Free Throws	26 - twice	6 at Bradley (11/11)
35 vs. Cleveland St. (2/8/18)	2 at Washington St. (12/16)	Free Throw Attempts	34 vs. UIC (1/4)	9 at Washington St. (12/16)
.867 at Ball State (12/2)	.400 at Y'town St. (1/25)	Free Throw Percentage	.941 at Purdue (12/10)	.500 at Bradley (11/11)
18 - twice	6 vs. Cleveland St. (2/8/18)	Offensive Rebounds	18 at Y'town St. (1/25)	5 - twice
32 vs. IUK (12/22)	11 at Y'town St. (1/25)	Defensive Rebounds	32 - three times	15 vs. Cleveland St. (2/8/18)
46 vs. Green Bay (1/12)	19 at Y'town St. (1/25)	Total Rebounds	41 at UIC (1/27)	22 vs. Cleveland St. (2/8/18)
28 - twice	10 at Y'town St. (1/25)	Fouls	25 - three times	8 at Washington St. (12/16)
21 vs. SIUE (12/6)	8 at Bradley (11/11)	Assists	20 - three times	6 vs. Anderson (11/13)
21 at Cleveland St. (1/18)	9 at Washington St. (12/16)	Turnovers	23 vs. Anderson (11/13)	9 at Oakland (2/4)
9 - twice	0 - twice	Blocked Shots	9 - twice	0 vs. Cleveland St. (2/8/18)
10 - twice	2 at Oakland (2/4)	Steals	13 at Cleveland St. (1/18)	3 - three times

2017-2018 GAME-BY-GAME LEADERS / STARTING FIVES

Opponent	Starting 5	Points	Rebounds	Assists	Blocks	Steals
Carroll University #	Minnett-Henderson-Patterson-Hall-Brennan	Brennan (15)	Kirby (9)	Henderson (4)	Kirby (3)	Henderson (6)
at Bradley	Minnett-Henderson-Patterson-Hall-Brennan	Patterson (16)	Hall (7)	Henderson (3)	Hall (1)	Henderson (2)
Anderson	Minnett-Henderson-Patterson-Kirby-Brennan	Brennan (18)	Goss (12)	McCall (4)	Goss (3)	Henderson (3)
at Eastern Illinois	Minnett-Henderson-Patterson-Hall-Brennan	Brennan (25)	Brennan (7)	Patterson (6)	---	Patterson (2)
Morehead State	Henderson-McCall-Patterson-Hall-Brennan	Brennan (15)	Brennan (7)	2 tied w/ (3)	2 tied w/ (1)	McCall (2)
at Western Illinois	Henderson-McCall-Patterson-Hall-Brennan	McCall (25)	McCall (8)	Rogers (4)	w tied w/ (1)	2 tied w/ (2)
at Ball State	Minnett-Rogers-McCall-Hall-Brennan	Patterson (14)	Kirby (7)	3 tied w/ (2)	Rogers (1)	2 tied w/ (3)
SIUE	Henderson-Rogers-Patterson-Hall-Brennan	Brennan (25)	McCall (9)	Rogers (5)	2 tied w/ (3)	McCall (4)
at Purdue	Rogers-McCall-Patterson-Hall-Brennan	Kirby (16)	Goss (6)	Minnett (2)	Hall (1)	McCall (4)
at Washington St.	Rogers-McCall-Patterson-Hall-Brennan	Patterson (19)	Patterson (6)	2 tied w/ (3)	Brennan (2)	McCall (2)
at Gonzaga	Rogers-McCall-Patterson-Hall-Brennan	Henderson (18)	Kirby (5)	Rogers (5)	---	Patterson (2)
IU Kokomo	Rogers-McCall-Patterson-Hall-Brennan	Henderson (19)	Henderson (8)	Patterson (5)	4 tied w/ (1)	McCall (3)
at Northern Ky.	Rogers-McCall-Patterson-Hall-Brennan	McCall (11)	McCall (7)	Rogers (3)	Goss (2)	McCall (2)
at Wright State	Rogers-McCall-Patterson-Hall-Brennan	Minnett (11)	Hall (6)	3 tied w/ (2)	2 tied w/ (1)	Goss (2)
at Green Bay	Rogers-McCall-Patterson-Hall-Brennan	Henderson (13)	Hall (10)	3 tied w/ (3)	Hall (2)	McCall (4)
UIC	Rogers-McCall-Patterson-Hall-Brennan	Brennan (18)	Hall (7)	Rogers (6)	2 tied w/ (2)	Henderson (3)
Milwaukee	Rogers-McCall-Patterson-Hall-Brennan	Brennan (22)	Hall (9)	Rogers (5)	Hall (2)	Hall (3)
Green Bay	Rogers-McCall-Patterson-Hall-Brennan	Patterson (16)	Brennan (11)	McCall (4)	Patterson (2)	2 tied w/ (3)
Detroit Mercy	Rogers-McCall-Patterson-Hall-Brennan	Brennan (15)	2 tied w/ (7)	Rogers (6)	2 tied w/ (2)	3 tied w/ (2)
at Cleveland State	Rogers-McCall-Patterson-Hall-Brennan	Brennan (17)	McCall (7)	McCall (6)	Kirby (1)	McCall (3)
at Y'town State	Rogers-McCall-Patterson-Hall-Brennan	Brennan (14)	Patterson (5)	McCall (4)	Hall (2)	2 tied w/ (2)
at UIC	Rogers-McCall-Patterson-Hall-Brennan	Patterson (18)	Hall (11)	Rogers (5)	Patterson (2)	Brennan (3)
at Detroit Mercy	Rogers-McCall-Patterson-Hall-Brennan	Minnett (12)	Hall (9)	Patterson (3)	3 tied w/ (1)	2 tied w/ (2)
at Oakland	Rogers-McCall-Borgman-Hall-Brennan	2 tied w/ (16)	Hall (11)	Rogers (4)	2 tied w/ (1)	2 tied w/ (1)
Cleveland State	Rogers-McCall-Patterson-Hall-Brennan	Henderson (19)	McCall (7)	Henderson (5)	3 tied w/ (1)	Henderson (3)
Y'town State	Rogers-McCall-Patterson-Hall-Brennan	Henderson (22)	Hall (7)	Rogers (4)	2 tied w/ (1)	Patterson (4)
at Milwaukee	Rogers-McCall-Patterson-Hall-Brennan	Hall (20)	Hall (10)	Henderson (3)	Hall (4)	2 tied w/ (2)
Oakland						
Wright State						
Northern Ky.						
HL 1st Rd.						
HL 2nd Rd.						
HL 3rd Rd.						
HL Semis						
HL Finals						

2017-2018 POINTS-REBOUNDS-ASSISTS

Opponent	Date	Score	00	01	10	12	22	24	25
			MINNETT,JA	HENDERSON,	ROGERS,NIC	HUDSON,CHA	MCCALL,DJ	HALL,EVAN	PATTERSON,
at Bradley	11/11/17	53-68	L 5-2-1	10-3-3	DNP	0-1-0	DNP	11-7-1	16-2-1
ANDERSON	11/13/17	75-43	W 5-0-2	10-2-3	DNP	3-0-1	3-2-4	DNP	9-3-3
at Eastern Illinois	11/17/17	79-80	L 8-1-1	10-3-5	DNP	DNP	0-5-0	13-5-2	19-4-6
MOREHEAD STATE	11/21/17	67-61	W 11-0-2	11-5-3	0-2-2	DNP	8-4-3	6-1-0	10-1-1
at Western Illinois	11/28/17	77-90	L 12-4-2	7-2-2	4-0-4	DNP	25-8-1	4-6-0	5-2-2
at Ball State	12/02/17	64-83	L 8-0-1	11-1-2	5-1-2	DNP	0-6-2	4-3-0	14-3-1
SIUE	12/06/17	81-82	L 3-1-1	10-3-4	7-0-5	DNP	8-9-2	12-4-1	8-2-3
at Purdue	12/10/17	61-86	L 12-3-2	10-1-1	6-1-1	2-0-1	4-2-1	0-1-1	3-2-1
at Washington State	12/16/17	59-72	L 5-4-1	9-2-3	2-5-3	DNP	3-1-2	4-4-0	19-6-1
at Gonzaga	12/18/17	71-101	L 5-0-1	18-4-1	0-0-5	0-0-0	4-4-0	12-4-0	9-1-1
IU KOKOMO	12/22/17	87-76	W 8-2-2	19-8-2	2-0-4	2-0-0	6-2-2	13-4-1	16-5-5
at Northern Kentucky	12/28/17	59-77	L 3-0-2	7-4-1	5-1-3	2-0-0	11-7-1	9-2-0	9-2-1
at Wright State	12/30/17	52-60	L 11-1-2	6-1-1	6-1-2	DNP	5-3-0	3-6-1	10-2-1
at Green Bay	01/02/18	67-63	W 9-2-0	13-3-1	11-4-3	DNP	5-9-3	10-10-1	4-5-3
UIC	01/04/18	65-70	L 6-0-0	8-1-1	7-4-6	DNP	2-3-2	10-7-1	8-2-1
MILWAUKEE	01/10/18	72-71	W 6-0-3	5-1-0	9-2-5	DNP	9-1-2	4-9-1	12-2-1
GREEN BAY	01/12/18	67-61	W 4-1-1	8-1-0	4-4-2	DNP	5-5-4	6-10-0	16-5-1
DETROIT MERCY	01/16/18	81-66	W 8-3-0	11-2-2	8-1-6	DNP	13-3-1	4-7-0	14-3-3
at Cleveland State	01/18/18	67-70	L 4-1-0	8-2-2	6-2-4	DNP	7-7-6	11-4-1	9-3-1
at Youngstown State	01/20/18	62-85	L 8-0-1	11-1-2	1-0-2	0-0-0	6-1-4	7-3-0	9-5-1
at UIC	01/27/18	62-71	L 0-3-2	2-1-2	11-1-5	DNP	6-3-0	8-11-0	18-2-2
at Detroit Mercy	02/02/18	60-74	L 12-2-0	9-2-2	4-1-2	DNP	6-7-2	10-9-1	11-5-3
at Oakland	02/04/18	74-82	L 16-0-2	14-2-0	6-1-4	DNP	6-4-1	3-11-2	4-3-1
CLEVELAND STATE	02/08/18	78-73	W 10-1-0	19-4-5	4-1-0	DNP	6-7-1	6-6-0	5-0-3
YOUNGSTOWN STATE	02/10/18	80-84	L 9-1-2	22-2-1	3-1-4	DNP	2-2-1	5-7-1	17-5-0
at Milwaukee	02/16/18	76-71	W 3-1-1	14-3-3	7-5-1	DNP	9-5-2	20-10-1	8-4-0

Opponent	Date	Score	31	32	35	40	45
			KIRBY,MAUR	GOSS,ELYJA	THOMAS,NOA	BORGMAN,EV	BRENNAN,AA
at Bradley	11/11/17	53-68	L 1-5-0	2-6-0	DNP	2-1-0	6-2-2
ANDERSON	11/13/17	75-43	W 9-9-1	8-12-0	4-4-0	6-3-0	18-6-3
at Eastern Illinois	11/17/17	79-80	L 0-4-2	4-0-1	DNP	DNP	25-7-2
MOREHEAD STATE	11/21/17	67-61	W 2-2-0	4-4-0	DNP	DNP	15-7-2
at Western Illinois	11/28/17	77-90	L 2-3-1	10-1-1	DNP	DNP	8-6-1
at Ball State	12/02/17	64-83	L 8-7-1	7-6-1	DNP	DNP	7-1-1
SIUE	12/06/17	81-82	L 6-4-1	2-1-0	DNP	DNP	25-5-4
at Purdue	12/10/17	61-86	L 16-4-1	2-6-1	0-0-0	0-0-0	6-2-0
at Washington State	12/16/17	59-72	L 2-5-0	9-2-0	DNP	DNP	6-0-1
at Gonzaga	12/18/17	71-101	L 11-5-0	6-4-1	DNP	0-0-0	6-0-0
IU KOKOMO	12/22/17	87-76	W 7-7-0	6-5-2	DNP	0-0-0	8-5-2
at Northern Kentucky	12/28/17	59-77	L 4-4-0	2-2-0	DNP	0-1-0	7-5-2
at Wright State	12/30/17	52-60	L 2-3-0	2-4-0	DNP	DNP	7-2-2
at Green Bay	01/02/18	67-63	W 4-2-0	0-3-0	DNP	DNP	11-3-2
UIC	01/04/18	65-70	L 6-1-1	0-1-0	DNP	DNP	18-6-1
MILWAUKEE	01/10/18	72-71	W 5-6-0	0-1-0	DNP	DNP	22-4-3
GREEN BAY	01/12/18	67-61	W 6-4-0	3-1-0	DNP	DNP	15-11-3
DETROIT MERCY	01/16/18	81-66	W 4-4-1	4-3-0	DNP	DNP	15-7-4
at Cleveland State	01/18/18	67-70	L 3-3-0	2-2-0	DNP	DNP	17-5-1
at Youngstown State	01/20/18	62-85	L 6-2-0	0-3-1	DNP	0-0-0	14-2-2
at UIC	01/27/18	62-71	L 2-3-1	7-3-0	DNP	DNP	8-5-2
at Detroit Mercy	02/02/18	60-74	L 2-1-1	0-2-0	DNP	DNP	6-4-1
at Oakland	02/04/18	74-82	L 4-4-0	5-9-1	DNP	0-0-0	16-4-1
CLEVELAND STATE	02/08/18	78-73	W 2-2-0	9-4-0	DNP	DNP	17-4-1
YOUNGSTOWN STATE	02/10/18	80-84	L 2-4-0	4-5-0	DNP	DNP	16-4-1
at Milwaukee	02/16/18	76-71	W 4-5-1	2-2-0	DNP	DNP	9-6-1

2017-2018 COMPARISON STATISTICS

Opponent	1st	2nd	Score	Mar	Total FG	FG Pct	3-Pointers	3FG Pct	Free Throws	FT Pct	Rebounds	Assist	T/Over	Block	Steal	Fouls
Bradley	19/28	34/40	53-68	(15)	15-53/25-56	.283/.446	6-20/12-21	.300/.571	17-20/6-12	.850/.500	35/39 (4)	8/20	12/14	1/3	6/4	17/20
ANDERSON	41/21	34/22	75-43	+32	29-56/13-51	.518/.255	6-18/4-24	.333/.167	11-14/13-24	.786/.542	41/32 +9	17/6	19/23	9/4	9/8	21/17
Eastern Illinois	41/38	38/42	79-80	(1)	34-57/24-47	.596/.511	8-17/9-20	.471/.450	3-7/23-31	.429/.742	29/26 +3	19/12	15/10	0/1	5/8	20/13
MOREHEAD STATE	32/25	35/36	67-61	+6	20-45/22-51	.444/.431	5-16/5-20	.313/.250	22-32/12-18	.688/.667	31/31 -	13/7	14/18	2/4	5/4	22/25
Western Illinois	24/48	53/42	77-90	(13)	29-73/29-48	.397/.604	9-30/10-17	.300/.588	10-18/22-26	.556/.846	34/37 (3)	14/14	10/17	2/8	8/3	21/14
Ball State	23/41	41/42	64-83	(19)	22-58/31-58	.379/.534	7-21/10-28	.333/.357	13-15/11-17	.867/.647	30/36 (6)	11/19	18/15	1/4	10/7	18/15
SIUE	41/42	40/40	81-82	(1)	30-60/27-47	.500/.574	6-23/11-16	.261/.688	15-26/17-25	.577/.680	31/30 +1	21/13	10/16	9/4	8/3	20/25
Purdue	31/40	30/46	61-86	(25)	23-54/31-57	.426/.544	7-21/8-26	.333/.308	8-11/16-17	.727/.941	26/30 (4)	10/20	18/13	1/3	7/11	18/11
Washington State	30/36	29/36	59-72	(13)	24-71/28-51	.338/.549	10-31/8-20	.323/.400	1-2/8-9	.500/.889	33/37 (4)	11/20	9/14	3/8	6/6	12/8
Gonzaga	31/47	40/54	71-101	(30)	25-64/34-50	.391/.680	5-22/8-18	.277/.444	16-21/25-29	.762/.862	24/38 (14)	9/16	10/17	0/2	4/7	23/20
IU KOKOMO	35/36	52/40	87-76	+11	34-68/27-65	.500/.415	7-19/9-23	.368/.391	12-19/13-22	.632/.591	43/40 +3	20/15	14/12	4/3	7/8	18/17
Northern Kentucky	22/31	37/46	59-77	(18)	21-62/31-54	.339/.574	8-21/6-15	.381/.400	9-13/9-12	.692/.750	31/38 (7)	10/18	12/13	3/7	7/8	16/15
Wright State	19/26	33/34	52-60	(8)	18-51/22-51	.353/.431	7-23/6-19	.304/.316	9-15/10-13	.600/.769	29/38 (9)	9/13	17/20	2/1	5/10	15/13
Green Bay	33/33	34/30	67-63	+4	25-60/18-46	.417/.391	7-18/1-17	.389/.059	10-21/26-33	.476/.788	43/31 +12	13/13	17/15	4/2	8/12	26/21
UIC	41/34	24/36	65-70	(5)	24-60/21-43	.400/.488	4-19/2-9	.211/.222	13-22/26-34	.591/.765	32/31 +1	13/12	14/17	5/5	9/7	28/22
MILWAUKEE	32/36	40/35	72-71	+1	25-55/27-53	.455/.509	14-25/8-19	.560/.421	8-12/9-13	.667/.692	28/34 (6)	15/10	10/14	6/2	8/3	15/12
GREEN BAY	35/24	32/37	67-61	+6	23-61/22-61	.377/.361	6-24/4-16	.250/.250	15-24/13-17	.625/.765	46/38 +8	11/8	17/14	5/5	7/8	19/23
DETROIT MERCY	45/26	36/46	81-66	+15	28-54/23-57	.519/.404	11-23/11-29	.478/.379	14-24/9-12	.583/.750	39/29 +10	17/11	16/16	6/3	8/7	14/19
Cleveland State	26/32	41/38	67-70	(3)	25-58/25-53	.431/.472	6-23/5-18	.261/.278	11-13/15-18	.846/.833	32/32 -	15/16	21/22	1/1	10/13	14/15
Youngstown State	35/48	27/37	62-85	(23)	24-50/33-64	.480/.516	8-15/10-24	.533/.417	6-15/9-10	.400/.900	19/39 (20)	13/14	16/15	3/5	8/7	10/14
UIC	32/27	30/34	62-71	(9)	18-54/25-55	.333/.455	7-19/4-15	.368/.267	19-28/17-28	.679/.607	35/41 (6)	14/13	15/14	3/9	8/10	23/20
Detroit Mercy	28/38	32/36	60-74	(14)	24-58/25-52	.414/.481	8-20/8-19	.400/.421	4-8/16-20	.500/.800	36/29 +7	12/18	18/15	3/2	9/11	14/10
Oakland	36/49	38/33	74-82	(8)	26-64/27-54	.406/.500	8-23/3-15	.348/.200	14-24/25-33	.583/.758	42/36 +6	12/13	13/9	2/6	2/8	28/21
CLEVELAND STATE	35/25	43/48	78-73	+5	26-44/26-54	.591/.481	3-9/8-21	.333/.381	23-35/13-17	.657/.765	29/22 +7	10/7	16/15	3/0	6/4	19/25
YOUNGSTOWN STATE	37/47	43/37	80-84	(4)	26-56/29-56	.464/.518	8-20/9-23	.400/.391	20-28/17-22	.714/.773	37/26 +11	10/17	15/11	2/6	8/8	18/22
Milwaukee	38/32	26/32	76-71	+5	32-70/25-61	.457/.410	6-16/6-22	.375/.273	6-12/15-21	.500/.714	43/39 +4	10/14	10/10	8/9	7/6	19/17

Note: Game totals are displayed in the format TEAM/OPPONENT for each category

HEAD COACH JASON GARDNER



Jason Gardner was named the eighth head coach in IUPUI men's basketball program's history on April 2, 2014. Gardner, the 1999 winner of the Indiana Mr. Basketball Award, spent a year on the University of Memphis bench and two seasons at Loyola prior to that.

In his first season on the Jaguars' bench, he guided IUPUI to 10 wins, more than tripling the program's Division I win total from a year prior. His hiring paid immediate dividends on the recruiting trail, as he immediately inked five Division I transfers, four of whom were former in-state standouts.

In year two, Gardner led the Jags to a 13-win season against one of the nation's stiffest schedules, including a 9-7 mark in league play and a finish in the top half of the league standings. He upped his program's win total to 14 in his third year while coaching the program's first Academic All-American (Matt O'Leary).

Gardner has shown he's a proven recruiter, inking talent, both through high school signees, transfers and graduate transfers.

While at Memphis, Gardner helped the Tigers to a 24-10 record as Shaq Goodwin and Joe Jackson earned All-Conference accolades. In addition, Memphis forward Austin Nichols was a unanimous selection to the American Athletics Conference All-Rookie Team after averaging 9.1 points and 4.2 boards per game. Gardner was a college teammate of current Memphis Head Coach Josh Pastner at Arizona.

Prior to coming to Memphis, Gardner was an assistant under Porter Moser at Loyola, helping the Ramblers to an eight-game improvement from 2011-12 to 2012-13. He coached Ben Averkamp to All-Horizon League accolades for two straight seasons, while Loyola point guard Cully Payne was a Bob Cousy Award nominee. He also helped recruit one of the top signing classes in the Horizon League prior to the 2012-13 season. Gardner's coaching career began in 2010 when he served as an assistant at nearby Cathedral High School.

Gardner's racked up numerous accolades during his prestigious high school, college and professional playing careers. He was a 1999 McDonald's and Parade All-American while at North Central High School, finishing his prep career with a school record 1,669 points. He was a two-time Gatorade Circle of Champions Indiana Player of the Year and was named the 1998-99 Indianapolis County Player of the Year by The Indianapolis Star and Indianapolis News. His senior season, he helped NCHS to the IHSAA 4A state championship and Tournament of Champions title while averaging 22.6 points, 4.7 rebounds, 4.0 assists and 3.0 steals per game.

The 5-foot-10 point guard was recruited to the University of Arizona by legendary Head Coach Lute Olsen, where he was a four-year All-American for the Wildcats. He was the 2002-03 Naismith National Player of the Year and Lowe's Senior CLASS award recipient. He was the 2000 consensus National Freshman of the Year and closed his career as one of four players in Pac-12 history with 1,500 points, 500 assists and 200 steals for a career. He helped lead Arizona to two Pac-12 regular season titles (2000, 2003) and four consecutive NCAA Tournament berths. The Wildcats made three Sweet Sixteens (2001, 2002, 2003), two Elite Eights (2001, 2003) and were the NCAA national runner-up in 2001. All total, Arizona won 107 games during Gardner's four seasons and he still holds school records for games started (135) and minutes played (4,825), while ranking third in school history with 1,984 career points. He also finished second in threes made (318) and fourth in assists (622). He earned his degree from the university in 2011 in disciplinary studies.

Gardner later played professionally overseas for more than eight years, primarily in Germany. In 2009, he was named MVP of German Basketball Bundesliga after helping Oldenburg to the league crown, averaging 13.7 points, 4.0 assists and 3.0 boards per game. He was a two-time Basketball Bundesliga All-Star, including starting the 2007 game.

Gardner is married to the former Jacquelyn Maxberry and the couple has four children, Jasper, Jason Jr., Jacob and Jackson.



THE GARDNER FILE

School: Arizona, '11

Seasons with IUPUI: fourth season

Career Record: 46-75 (4th year)

Coaching Experience:

..... 2014-pres., Head Coach, IUPUI

..... 2013-14, Assistant Coach, Memphis

..... 2011-13, Assistant Coach, Loyola (Ill.)

..... 2010-11, Assistant Coach, Cathedral H.S.



IUPUI PLAYER CAREER STATS

BRENNAN, Aaron

Season	gp-gs	min/avg	Total		3-Point		F-Throws		Rebounds				pf	fo	ast	to	blk	stl	Scoring	
			fg-fga	pct	fg-fga	pct	ft-fa	pct	off	def	tot	avg							pts	avg
2014-15	28-24	585/20.9	71-136	.522	3-8	.375	33-46	.717	36	52	88	3.1	72	1	27	44	7	21	178	6.4
2015-16	32-9	569/17.8	55-144	.382	1-9	.111	26-31	.839	37	78	115	3.6	68	0	33	31	11	12	137	4.3
2016-17	32-9	596/18.6	102-203	.502	27-57	.474	39-54	.722	27	85	112	3.5	76	4	26	30	10	16	270	8.4
2017-18	26-26	715/27.5	125-269	.465	26-78	.333	52-67	.776	37	76	113	4.3	64	3	45	47	15	27	328	12.6
TOTAL	118-68	2465/20.9	353-752	.469	57-152	.375	150-198	.758	137	291	428	3.6	280	8	131	152	43	76	913	7.7

HALL, Evan

Season	gp-gs	min/avg	Total		3-Point		F-Throws		Rebounds				pf	fo	ast	to	blk	stl	Scoring	
			fg-fga	pct	fg-fga	pct	ft-fa	pct	off	def	tot	avg							pts	avg
2015-16	23-11	383/16.7	50-97	.515	1-1	1.000	19-47	.404	41	50	91	4.0	67	4	14	17	7	10	120	5.2
2016-17	30-23	596/19.9	96-163	.589	0-0	.000	35-89	.393	73	83	156	5.2	83	1	14	40	24	16	227	7.6
2017-18	25-25	558/22.3	85-191	.445	0-0	.000	25-91	.275	66	85	151	6.0	71	1	16	46	21	18	195	7.8
TOTAL	78-59	1537/19.7	231-451	.512	1-1	1.000	79-227	.348	180	218	398	5.1	221	6	44	103	52	44	542	6.9

HENDERSON, T.J.

Season	gp-gs	min/avg	Total		3-Point		F-Throws		Rebounds				pf	fo	ast	to	blk	stl	Scoring	
			fg-fga	pct	fg-fga	pct	ft-fa	pct	off	def	tot	avg							pts	avg
2015-16	32-2	522/16.3	49-130	.377	22-64	.344	27-39	.692	5	48	53	1.7	48	1	35	44	2	30	147	4.6
2016-17	32-0	566/17.7	60-134	.448	30-75	.400	39-56	.696	10	40	50	1.6	58	1	52	38	5	32	189	5.9
2017-18	26-5	621/23.9	91-212	.429	33-99	.333	67-83	.807	15	49	64	2.5	48	0	52	65	4	26	282	10.8
TOTAL	90-7	1709/19.0	200-476	.420	85-238	.357	133-178	.747	30	137	167	1.9	154	2	139	147	11	88	618	6.9

HUDSON, Chad

Season	gp-gs	min/avg	Total		3-Point		F-Throws		Rebounds				pf	fo	ast	to	blk	stl	Scoring	
			fg-fga	pct	fg-fga	pct	ft-fa	pct	off	def	tot	avg							pts	avg
2016-17	10-0	23/2.3	1-4	.250	1-3	.333	1-4	.250	0	3	3	0.3	3	0	2	3	0	1	4	0.4
2017-18	7-0	25/3.6	2-6	.333	0-3	.000	5-7	.714	0	1	1	0.1	7	0	2	2	0	0	9	1.3
TOTAL	17-0	48/2.8	3-10	.300	1-6	.167	6-11	.545	0	4	4	0.2	10	0	4	5	0	1	13	0.8

McCALL, D.J.

Season	gp-gs	min/avg	Total		3-Point		F-Throws		Rebounds				pf	fo	ast	to	blk	stl	Scoring	
			fg-fga	pct	fg-fga	pct	ft-fa	pct	off	def	tot	avg							pts	avg
2014-15	31-15	664/21.4	52-124	.419	6-19	.316	39-61	.639	31	58	89	2.9	49	1	38	55	1	19	149	4.8
2016-17	32-22	678/21.2	51-120	.425	5-18	.278	45-77	.584	66	95	161	5.0	71	0	48	41	8	22	152	4.8
2017-18	25-23	668/26.7	60-141	.426	10-35	.286	29-47	.617	46	64	110	4.4	58	2	47	39	10	42	159	6.4
TOTAL	88-60	2010/22.8	163-385	.423	21-72	.292	113-185	.611	143	217	360	4.1	178	3	133	135	19	83	460	5.2

PATTERSON, Ron

Season	gp-gs	min/avg	Total		3-Point		F-Throws		Rebounds				pf	fo	ast	to	blk	stl	Scoring	
			fg-fga	pct	fg-fga	pct	ft-fa	pct	off	def	tot	avg							pts	avg
2016-17	32-10	757/23.7	107-242	.442	62-156	.397	21-30	.700	15	64	79	2.5	70	2	64	40	13	44	297	9.3
2017-18	26-24	735/28.3	101-241	.419	57-153	.373	23-34	.676	14	65	79	3.0	57	2	47	39	19	31	282	10.8
TOTAL	58-34	1492/25.7	208-483	.431	119-309	.385	44-64	.688	29	129	158	2.7	127	4	111	79	32	75	579	10.0

IUPUI PLAYER CAREER-HIGHS (bold means occurred in 2017-18 season)

	#0 JAYLEN MINNETT	#1 T.J. HENDERSON	#10 NICK ROGERS	#12 CHAD HUDSON	#22 D.J. McCALL	#24 EVAN HALL	#25 RON PATTERSON	#31 MAURICE KIRBY	#32 ELYJAH GOSS	#40 EVAN BORGMAN	#45 AARON BRENNAN
Points:	16 (2/4/18)	22 (2/10/18)	11 - 2x	3 - 2x	25 (11/28/17)	21 (1/11/17)	19 - 3x	16 (12/10/17)	10 (11/28/17)	6 (11/13/17)	25 - 2x
Rebounds:	4 - 2x	8 (12/22/17)	5 - 2x	1 - 4x	13 (12/3/16)	11 - 4x	6 - 2x	9 (11/13/17)	12 (11/13/17)	3 (11/13/17)	11 - 2x
Assists:	3 (1/10/18)	6 (11/26/16)	6 - 2x	1 - 4x	7 (12/28/16)	4 (12/12/16)	6 - 2x	2 - 2x	2 (12/22/17)	---	4 - 4x
FG:	6 (2/4/18)	8 (12/22/17)	4 (1/2/18)	1 - 3x	9 (11/28/17)	10 (2/16/18)	8 (11/17/17)	8 (12/10/17)	4 - 2x	2 (11/13/17)	12 (11/17/17)
FGA:	14 (2/4/18)	12 - 6x	11 (1/2/18)	2 - 2x	20 (11/28/17)	15 (2/16/18)	16 (12/16/17)	12 (12/10/17)	8 (11/13/17)	3 (11/13/17)	17 - 2x
3FG:	4 - 2x	3 - 5x	2 - 2x	1 (12/12/16)	3 - 3x	1 (11/13/15)	6 (1/27/18)	---	1 - 3x	---	4 (1/10/18)
3FGA:	10 (2/4/18)	8 (1/4/18)	5 (12/30/17)	2 (12/12/16)	7 (11/28/17)	1 (11/13/15)	13 (12/16/17)	---	2 - 3x	1 (11/13/17)	9 (1/10/18)
FT:	4 (12/10/17)	9 (2/8/18)	8 - 2x	3 (11/13/17)	7 - 2x	8 (12/12/16)	4 (1/16/18)	5 (12/18/17)	4 - 2x	2 - 2x	6 - 4x
FTA:	4 - 2x	10 (11/21/17)	10 (1/27/18)	4 (11/13/17)	10 (12/29/14)	9 - 2x	6 - 2x	6 (12/18/17)	6 (12/22/17)	2 - 3x	8 - 2x
Blocks:	1 (12/22/17)	2 - 2x	1 - 2x	---	2 (1/16/18)	4 (2/16/18)	3 (12/6/17)	2 - 2x	3 (11/13/17)	---	3 - 2x
Steals:	3 (12/2/17)	4 - 2x	2 - 4x	1 (11/18/16)	4 - 3x	3 (1/10/18)	4 - 2x	2 (12/10/17)	2 - 2x	---	3 - 4x
Minutes:	37 (11/11/17)	38 (11/17/17)	33 (1/4/18)	12 (11/13/17)	38 (2/19/15)	33 (1/18/17)	38 (11/17/17)	23 - 3x	23 (11/11/17)	13 (11/13/17)	36 (2/16/18)

LAST FOUR BOX SCORES

GAME #23 • OAKLAND 82, IUPUI 74 (ROCHESTER, MICH.)

IUPUI 74 • 7-16, 4-7 HL

##	Player	Total		3-Ptr	Rebounds			PF	TP	A	TO	Blk	Stl	Min
		FG-FGA	FG-FGA		Off	Def	Tot							
24	HALL, Evan	f	1-9	0-0	1-2	7	4	11	2	3	2	1	1	24
40	BORGMAN, Evan	f	0-0	0-0	0-0	0	0	0	0	0	0	0	0	4
45	BRENNAN, Aaron	f	6-10	2-3	2-4	1	3	4	5	16	1	4	0	23
10	ROGERS, Nick	g	2-4	1-2	1-2	0	1	1	4	6	4	1	0	22
22	McCALL, D.J.	g	2-5	0-1	2-2	0	4	4	4	6	1	2	0	23
00	MINNETT, Jaylen		6-14	4-10	0-0	0	0	0	4	16	2	1	0	28
01	HENDERSON, T.J.		4-9	1-3	5-6	1	1	2	3	14	0	2	0	16
25	PATTERSON, Ron		1-5	0-3	2-5	1	2	3	2	4	1	1	0	28
31	KIRBY, Maurice		2-4	0-0	0-0	0	4	4	2	4	0	0	1	14
32	GOSS, Elyjah		2-4	0-1	1-3	2	7	9	2	5	1	1	0	18
Team					3	1	4							
Totals			26-64	8-23	14-24	15	27	42	28	74	12	13	2	200

FG % 1st Half: 14-34 41.2% 2nd half: 12-30 40.0% Game: 26-64 40.6%
 3FG % 1st Half: 5-12 41.7% 2nd half: 3-11 27.3% Game: 8-23 34.8%
 FT % 1st Half: 3-6 50.0% 2nd half: 11-18 61.1% Game: 14-24 58.3%

Deadball Rebounds 3

Oakland 82 • 15-10, 7-5 HL

##	Player	Total		3-Ptr	Rebounds			PF	TP	A	TO	Blk	Stl	Min
		FG-FGA	FG-FGA		Off	Def	Tot							
04	HAYES, Jalen	f	9-12	0-0	3-3	2	2	4	5	21	2	2	2	24
44	PALMER, Julius	f	0-0	0-0	1-2	1	2	3	2	1	0	1	1	9
01	NUNN, Kendrick	g	9-16	2-6	5-6	0	2	2	3	25	1	2	1	38
12	SCOTT, Stan	g	2-4	0-0	3-4	1	7	8	2	7	5	2	2	30
35	WALKER, Martez	g	3-11	1-5	1-3	0	3	3	2	8	0	1	0	38
00	GILBERT, Chris		0-0	0-0	0-0	0	0	0	0	0	0	0	0	0+
02	DANIELS, Nick		1-5	0-3	9-9	0	3	3	2	11	5	0	0	25
15	PALOMBIZIO, Chris		2-4	0-1	2-5	1	5	6	3	6	0	0	0	20
32	COTTER, Tom		1-2	0-0	1-1	1	4	5	2	3	0	0	0	16
Team					1	1	2							
Totals			27-54	3-15	25-33	7	29	36	21	82	13	9	6	200

FG % 1st Half: 20-33 60.6% 2nd half: 7-21 33.3% Game: 27-54 50.0%
 3FG % 1st Half: 2-9 22.2% 2nd half: 1-6 16.7% Game: 3-15 20.0%
 FT % 1st Half: 7-9 77.8% 2nd half: 18-24 75.0% Game: 25-33 75.8%

Officials: Rob Kuernerman, Michael Griffith, Donnie Eppley

Technical fouls: IUPUI-None. Oakland-HAYES, Jalen.

Attendance: 2710

OU #4 Hayes fouled out at 9:35 in the second half

IUPUI #45 Brennan fouled out at 1:00 in the second half

Score by periods	1st	2nd	Total
IUPUI	36	38	74
Oakland	49	33	82

Points	In Paint	Off T/O	2nd Chance	Fast Break	Bench
IUPUI	26	8	15	7	43
OAK	40	17	12	2	20

Last FG - IUPUI 2nd-00:24, OAK 2nd-01:00.

Largest lead - IUPUI by 1 1st-17:24, OAK by 17 1st-01:38.

IUPUI led for 00:17. OAK led for 39:15. Game was tied for 00:28.

Score tied - 1 time.

Lead changed - 2 times.

GAME #24 • IUPUI 78, CLEVELAND STATE 73 (INDIANA FARMERS COLISEUM)

Cleveland State 73 • 6-20, 3-10 HL

##	Player	Total		3-Ptr	Rebounds			PF	TP	A	TO	Blk	Stl	Min
		FG-FGA	FG-FGA		Off	Def	Tot							
13	KENIC, Stefan	f	5-11	1-3	5-6	1	2	3	3	16	0	1	0	30
23	HAIRSTON, Jamarcus	f	1-3	0-1	0-0	0	2	2	1	2	1	2	0	22
04	CARPENTER, Kenny	g	3-9	1-3	6-6	2	4	6	2	13	2	1	0	39
05	APPLEBY, Tyree	g	6-9	3-5	0-0	0	0	0	4	15	1	6	0	21
20	WORD, Bobby	g	2-5	1-4	0-0	0	3	3	4	5	0	2	0	19
00	SLOAN, Derek		0-0	0-0	0-0	0	0	0	1	0	0	0	0	1
01	THOMAS, Kasheem		2-8	0-2	2-5	1	1	2	2	6	2	1	0	25
02	WRIGHT, Anthony		3-3	2-2	0-0	0	1	1	3	8	0	1	0	17
03	HIGHSMITH, Dontel		1-3	0-1	0-0	0	1	1	2	2	0	1	0	9
11	HALES, Terrell		1-1	0-0	0-0	0	0	0	1	2	0	0	0	8
22	CLAYBORNE, Evan		2-2	0-0	0-0	2	0	2	2	4	1	0	0	9
Team					1	1	2							
Totals			26-54	8-21	13-17	7	15	22	25	73	7	15	0	200

FG % 1st Half: 11-27 40.7% 2nd half: 15-27 55.6% Game: 26-54 48.1%
 3FG % 1st Half: 3-11 27.3% 2nd half: 5-10 50.0% Game: 8-21 38.1%
 FT % 1st Half: 0-2 0.0% 2nd half: 13-15 86.7% Game: 13-17 76.5%

Deadball Rebounds 2

IUPUI 78 • 8-16, 5-8 HL

##	Player	Total		3-Ptr	Rebounds			PF	TP	A	TO	Blk	Stl	Min
		FG-FGA	FG-FGA		Off	Def	Tot							
24	HALL, Evan	f	2-3	0-0	2-7	2	4	6	4	6	0	2	0	19
45	BRENNAN, Aaron	f	7-9	1-1	2-3	2	2	4	3	17	1	1	0	28
10	ROGERS, Nick	g	2-3	0-0	0-1	0	1	1	2	4	0	4	0	12
22	McCALL, D.J.	g	2-6	0-1	2-2	2	5	7	2	6	1	2	1	33
25	PATTERSON, Ron	g	1-4	0-2	3-6	0	0	0	2	5	3	2	0	30
00	MINNETT, Jaylen		3-7	2-4	2-3	0	1	1	0	10	0	1	0	17
01	HENDERSON, T.J.		5-7	0-1	9-9	0	4	4	3	19	5	2	0	38
31	KIRBY, Maurice		0-1	0-0	2-2	0	2	2	1	2	0	2	1	15
32	GOSS, Elyjah		4-4	0-0	1-2	0	4	4	2	9	0	0	1	18
Team					0	0	0							
Totals			26-44	3-9	23-35	6	23	29	19	78	10	16	3	200

FG % 1st Half: 14-23 60.9% 2nd half: 12-21 57.1% Game: 26-44 59.1%
 3FG % 1st Half: 3-6 50.0% 2nd half: 0-3 0.0% Game: 3-9 33.3%
 FT % 1st Half: 4-6 66.7% 2nd half: 19-29 65.5% Game: 23-35 65.7%

Deadball Rebounds 9

Officials: Bo Boroski (R), Bill Ek, John Floyd

Technical fouls: Cleveland State-APPLEBY, Tyree. IUPUI-HALL, Evan.

Attendance: 910

Score by periods	1st	2nd	Total
Cleveland State	25	48	73
IUPUI	35	43	78

Points	In Paint	Off T/O	2nd Chance	Fast Break	Bench
CSU	32	19	12	2	22
IUPUI	42	22	5	7	40

Last FG - CSU 2nd-00:25, IUPUI 2nd-01:51.

Largest lead - CSU by 6 1st-15:48, IUPUI by 20 2nd-12:04.

CSU led for 04:51. IUPUI led for 32:38. Game was tied for 02:31.

Score tied - 1 time.
 Lead changed - 1 time.

GAME #25 • YOUNGSTOWN STATE 84, IUPUI 80 (INDIANA FARMERS COLISEUM)

Youngstown State 84 • 7-20, 5-9 HL

##	Player	Total		3-Ptr	Rebounds			PF	TP	A	TO	Blk	Stl	Min
		FG-FGA	FG-FGA		Off	Def	Tot							
02	HAYGOOD, Devin	f	2-4	0-1	0-0	0	2	2	5	4	1	2	0	20
33	BOHANNON, Naz	f	3-7	0-0	0-0	6	3	9	4	6	2	3	0	25
01	HARTFIELD, Braun	g	2-6	0-4	2-4	0	4	4	2	6	4	0	0	37
24	MORSE, Cameron	g	8-17	4-10	8-8	1	2	3	0	28	3	1	2	38
32	COVINGTON, Garrett	g	5-7	3-3	1-2	0	2	2	3	14	2	1	0	24
00	ROBINSON, Tyree		3-4	0-0	5-6	0	0	0	4	11	0	2	1	14
04	BENTON, Jaylen		5-6	1-1	1-2	0	0	0	2	12	2	1	0	15
05	FERGUSON, Jeremiah		1-5	1-4	0-0	0	1	1	1	3	0	1	0	12
11	RITTER, Dan		0-0	0-0	0-0	0	0	0	0	0	0	0	0	0+
21	ANABIR, Noe		0-0	0-0	0-0	0	2	2	1	0	3	0	1	0
31	AKUCHIE, Michael		0-0	0-0	0-0	0	1	1	0	0	0	0	2	6
Team					0	2	2							
Totals			29-56	9-23	17-22	7	19	26	22	84	17	11	6	200

FG % 1st Half: 15-28 53.6% 2nd half: 14-28 50.0% Game: 29-56 51.8%
 3FG % 1st Half: 6-13 46.2% 2nd half: 3-10 30.0% Game: 9-23 39.1%
 FT % 1st Half: 11-15 73.3% 2nd half: 6-7 85.7% Game: 17-22 77.3%

Deadball Rebounds 2

IUPUI 80 • 8-17, 5-9 HL

#	Player		Total		3-Ptr	Rebounds			PF	TP	A	TO	Blk	Stl	Min	
			FG-FGA	FG-FGA	FT-FTA	Off	Def	Tot								
24	HALL, Evan	f	2-6	0-0	1-6	3	4	7	1	5	1	0	0	1	25	
45	BRENNAN, Aaron	f	6-11	0-3	4-4	0	4	4	4	16	1	0	0	0	27	
10	ROGERS, Nick	g	1-3	1-1	0-0	0	1	1	0	3	4	3	0	0	16	
22	McCALL, D.J.	g	0-2	0-0	2-2	2	0	2	3	2	1	3	0	0	20	
25	PATTERSON, Ron	g	6-12	2-7	3-4	2	3	5	2	17	0	2	1	4	31	
01	MINNETT, Jaylen		3-6	3-5	0-0	0	1	1	2	9	2	2	0	1	26	
00	HENDERSON, T.J.		7-12	2-4	6-8	0	2	2	2	22	1	4	1	2	27	
31	KIRBY, Maurice		0-2	0-0	2-2	1	3	4	2	2	0	1	0	0	11	
32	GOSS, Elijah		1-2	0-0	2-2	3	2	5	2	4	0	0	0	0	17	
Team						4	2	6								
Totals				26-56	8-20	20-28	15	22	37	18	80	10	15	2	8	200
FG % 1st Half: 11-30			36.7%	2nd half: 15-26	57.7%	Game: 26-56			46.4%	Deadball Rebounds 4.1						
3FG % 1st Half: 4-11			36.4%	2nd half: 4-9	44.4%	Game: 8-20			40.0%							
FT % 1st Half: 11-17			64.7%	2nd half: 9-11	81.8%	Game: 20-28			71.4%							

Official Basketball Box Score -- Game Totals -- Final Statistics
IUPUI vs Oakland
02/04/18 12 p.m. at Rochester, Mich (Blacktop at the O'rena)



IUPUI 74 • 7-16, 4-7 HL

##	Player		Total	3-Ptr	FT-FTA	Rebounds			PF	TP	A	TO	Blk	Stl	Min
			FG-FGA	FG-FGA		Off	Def	Tot							
24	HALL, Evan	f	1-9	0-0	1-2	7	4	11	2	3	2	1	1	1	24
40	BORGMAN, Evan	f	0-0	0-0	0-0	0	0	0	0	0	0	0	0	0	4
45	BRENNAN, Aaron	f	6-10	2-3	2-4	1	3	4	5	16	1	4	0	1	23
10	ROGERS, Nick	g	2-4	1-2	1-2	0	1	1	4	6	4	1	0	0	22
22	McCALL, D.J.	g	2-5	0-1	2-2	0	4	4	4	6	1	2	0	0	23
00	MINNETT, Jaylen		6-14	4-10	0-0	0	0	0	4	16	2	1	0	0	28
01	HENDERSON, T.J.		4-9	1-3	5-6	1	1	2	3	14	0	2	0	0	16
25	PATTERSON, Ron		1-5	0-3	2-5	1	2	3	2	4	1	1	0	0	28
31	KIRBY, Maurice		2-4	0-0	0-0	0	4	4	2	4	0	0	1	0	14
32	GOSS, Elyjah		2-4	0-1	1-3	2	7	9	2	5	1	1	0	0	18
Team						3	1	4							
Totals			26-64	8-23	14-24	15	27	42	28	74	12	13	2	2	200

FG % 1st Half: 14-34 41.2% 2nd half: 12-30 40.0% Game: 26-64 40.6%
 3FG % 1st Half: 5-12 41.7% 2nd half: 3-11 27.3% Game: 8-23 34.8%
 FT % 1st Half: 3-6 50.0% 2nd half: 11-18 61.1% Game: 14-24 58.3%

Deadball
Rebounds
3

Oakland 82 • 15-10, 7-5 HL

##	Player		Total	3-Ptr	FT-FTA	Rebounds			PF	TP	A	TO	Blk	Stl	Min
			FG-FGA	FG-FGA		Off	Def	Tot							
04	HAYES, Jalen	f	9-12	0-0	3-3	2	2	4	5	21	2	2	2	3	24
44	PALMER, Julius	f	0-0	0-0	1-2	1	2	3	2	1	0	1	1	0	9
01	NUNN, Kendrick	g	9-16	2-6	5-6	0	2	2	3	25	1	2	1	2	38
12	SCOTT, Stan	g	2-4	0-0	3-4	1	7	8	2	7	5	2	2	0	30
35	WALKER, Martez	g	3-11	1-5	1-3	0	3	3	2	8	0	1	0	1	38
00	GILBERT, Chris		0-0	0-0	0-0	0	0	0	0	0	0	0	0	0	0+
02	DANIELS, Nick		1-5	0-3	9-9	0	3	3	2	11	5	0	0	1	25
15	PALOMBIZIO, Chris		2-4	0-1	2-5	1	5	6	3	6	0	0	0	1	20
32	COTTER, Tom		1-2	0-0	1-1	1	4	5	2	3	0	0	0	0	16
Team						1	1	2				1			
Totals			27-54	3-15	25-33	7	29	36	21	82	13	9	6	8	200

FG % 1st Half: 20-33 60.6% 2nd half: 7-21 33.3% Game: 27-54 50.0%
 3FG % 1st Half: 2-9 22.2% 2nd half: 1-6 16.7% Game: 3-15 20.0%
 FT % 1st Half: 7-9 77.8% 2nd half: 18-24 75.0% Game: 25-33 75.8%

Deadball
Rebounds
2

Officials: Rob Kuenerman, Michael Griffith, Donnie Eppley
 Technical fouls: IUPUI-None. Oakland-HAYES, Jalen.
 Attendance: 2710
 OU #4 Hayes fouled out at 9:35 in the second half
 IUPUI #45 Brennan fouled out at 1:00 in the second half

Score by periods	1st	2nd	Total
IUPUI	36	38	74
Oakland	49	33	82

	In Paint	Off T/O	2nd Chance	Fast Break	Bench
Points IUPUI	26	8	15	7	43
OAK	40	17	12	2	20

Last FG - IUPUI 2nd-00:24, OAK 2nd-01:00.
 Largest lead - IUPUI by 1 1st-17:24, OAK by 17 1st-01:38.
 IUPUI led for 00:17. OAK led for 39:15. Game was tied for 00:28.

Score tied - 1 time.
 Lead changed - 2 times.